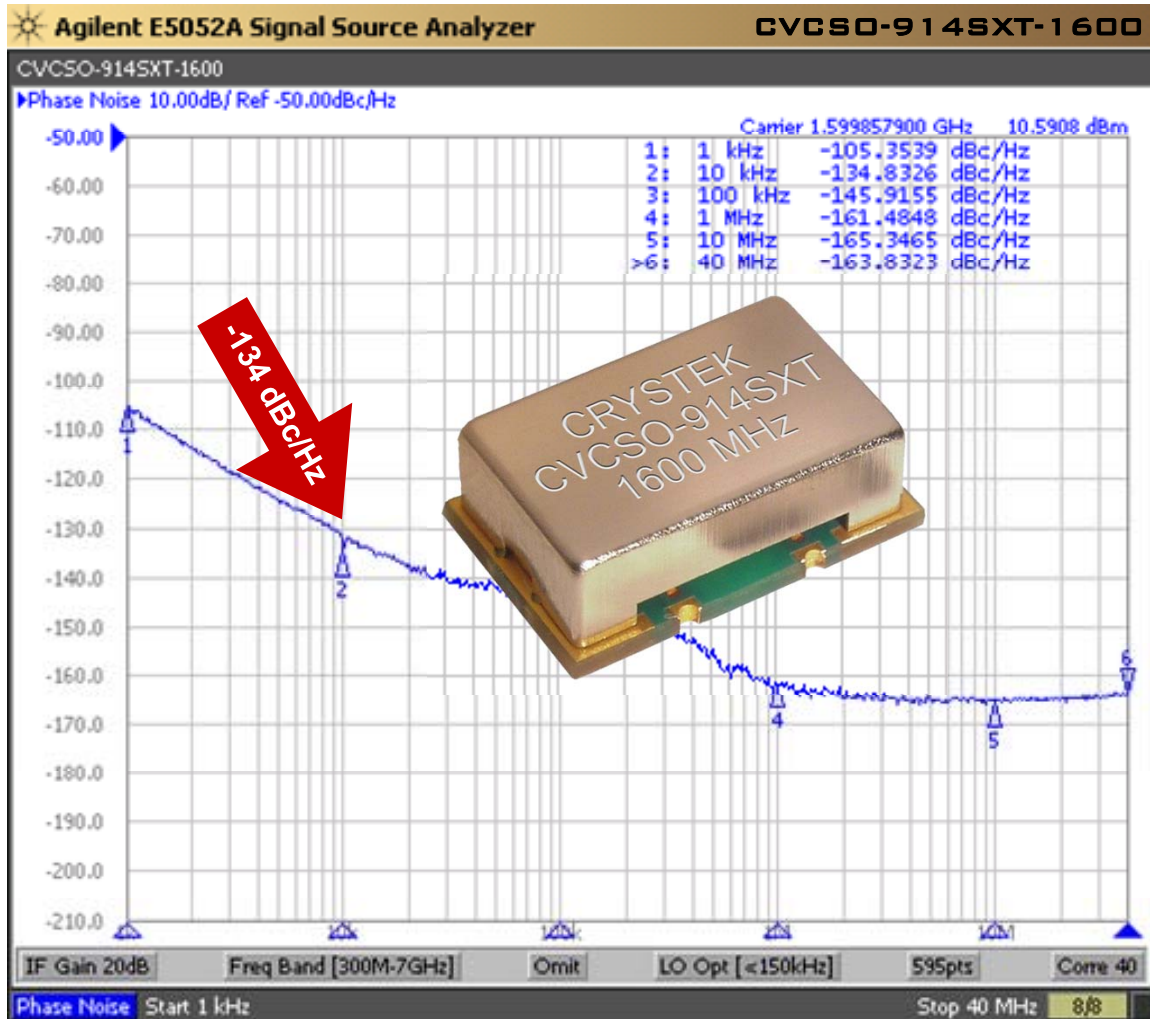


*Ultra-Low Phase Noise
Frequency Doubling SAW VCSO*



Model CVCSO-914SXT is a voltage-controlled SAW (surface acoustic wave) Clock Oscillator (VCSO). SAW crystal technology provides low-noise and low-jitter performance with true sinewave output. Features include -133 dBc/Hz phase noise at 10 kHz offset at 1.6 GHz, 5V input voltage, -20°C to +70°C operating temperature, and 9×14 mm SMT package. The oscillator's second harmonic is typically -20 dBc.

Applications include PLL frequency translation, test and measurement, avionics, point-to-point radios, and multi-point radios.

CVCSO-914SXT
Frequency Doubling
SAW Based VCSO
9×14mm SMD
5 Volt

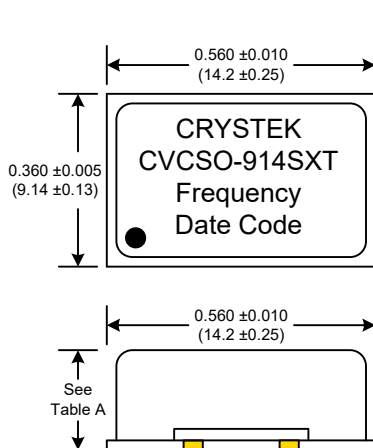


Frequency Range: 1244.160 MHz to 2000 MHz
Temperature Range: -20°C to +70°C
Storage: -40°C to 90°C
Input Voltage: 5.0V ±0.25V
Control Voltage Range: 0V to 5.0V
Tuning Sensitivity (Kv): +120 ppm/V Typical
Settability At Nominal (25°C): 1.5V +0.5V -1.0V
Frequency vs Temperature: ±200ppm Typical
Input Current: 60mA Typical, 70mA Max



Output: True SineWave
Pullability APR: ±50ppm Min
Linearity: ±20% Max
Output Power: +8dBm Min into 50 Ω Load
Start-Up Time: 2ms Typical, 10ms Max
2nd Harmonic: -20dBc Typical
Sub-Harmonics: -15dBc Max
Modulation BW: >20kHz @ -3dB

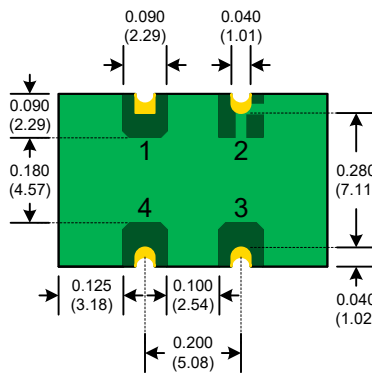
G-sensitivity: 0.9×10⁻⁹ per G
Weight: 0.816 g



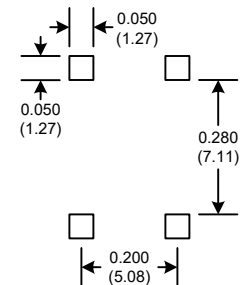
Package Height Options

	inches	mm
Standard	0.210	5.33
Option L	0.135	3.43

Table A



SUGGESTED PAD LAYOUT



PAD FINISH: Immersion Gold (ENIG); 5 micro inches maximum

Pad	Connection
1	Volt. Control
2	GND
3	Output
4	Vdd

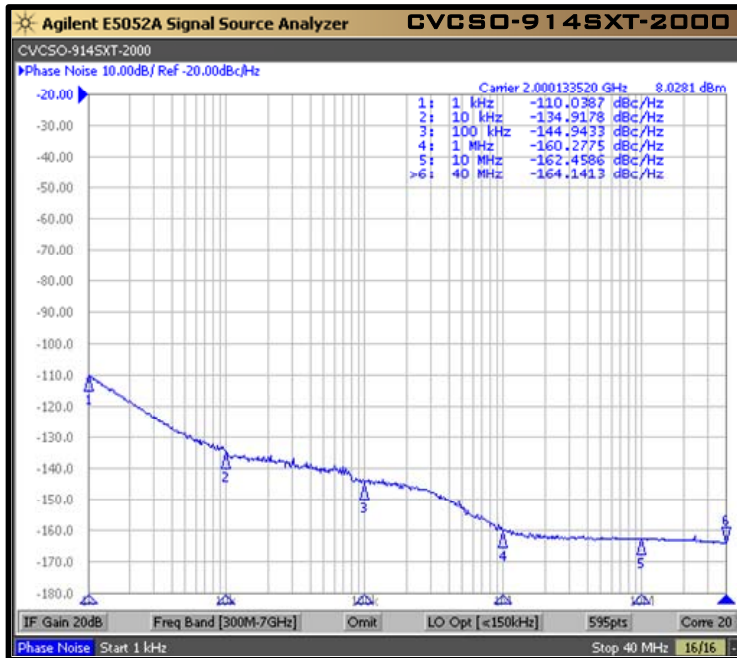
Rev: B
 Date: 09-Nov-2018
 Page 2 of 3

CVCSO-914SXT
Frequency Doubling
SAW Based VCSO
9×14mm SMD
5 Volt

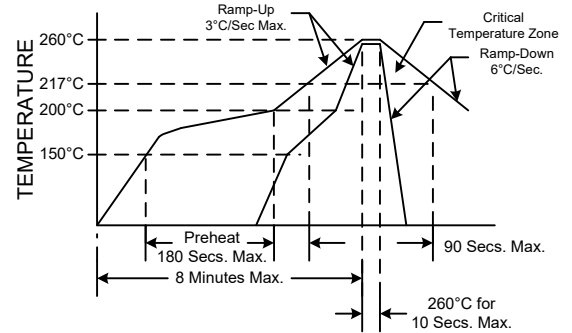


Available Frequencies (MHz):
1244.160
1500
1600
2000

Custom Frequencies Available with NRE Fee



RECOMMENDED REFLOW SOLDERING PROFILE



NOTE: Reflow Profile with 240°C peak also acceptable.

Parameter	Conditions
Mechanical Shock	MIL-STD-883, Method 2002, Condition B
Mechanical Vibration	MIL-STD-883, Method 2007, Condition A
Solderability	MIL-STD-883, Method 2003
Solvent Resistance	MIL-STD-202, Method 215
Resistance to Soldering Heat	MIL-STD-202, Method 210, Condition I or J
Thermal Shock	MIL-STD-883, Method 1011, Condition A
Moisture Resistance	MIL-STD-883, Method 1004

Rev: B
Date: 09-Nov-2018
Page 3 of 3