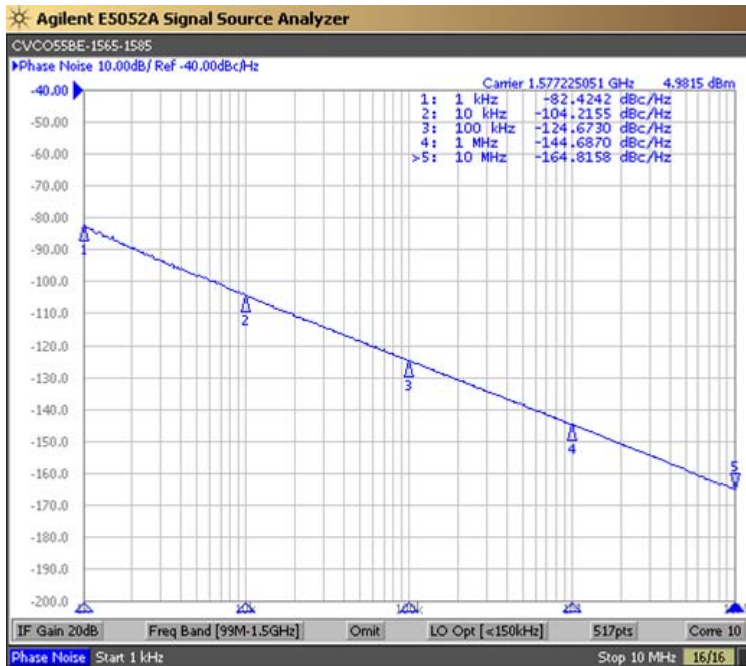


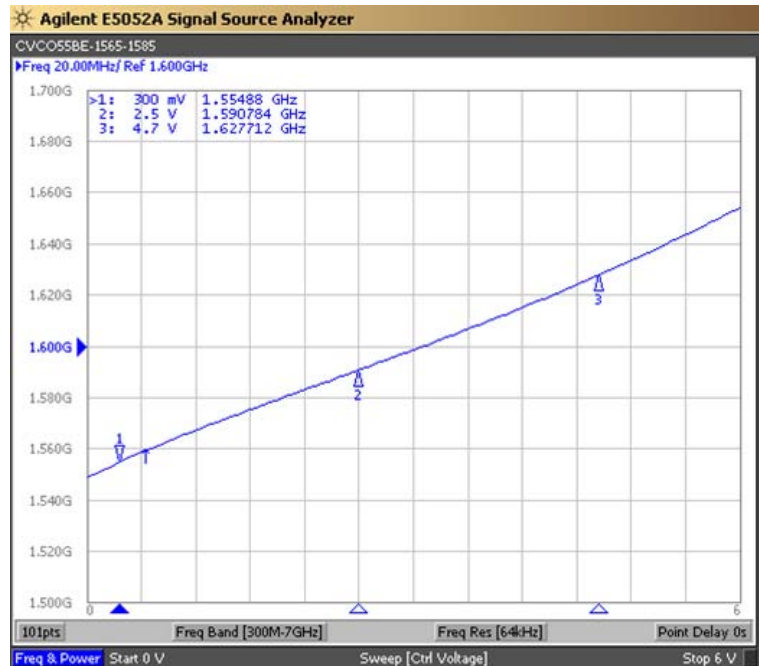


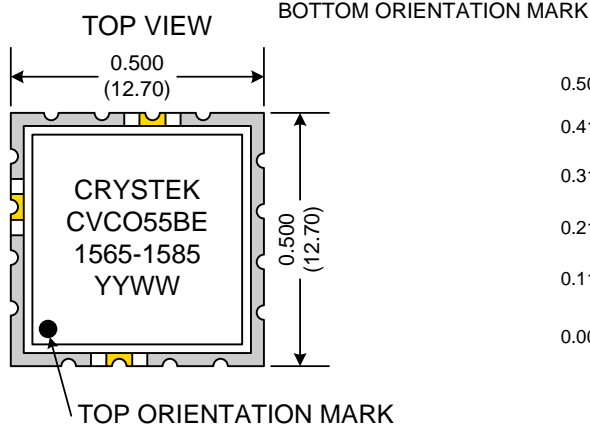
PERFORMANCE SPECIFICATION	MIN	TYP	MAX	UNITS
Lower Frequency:			1565	MHz
Upper Frequency:	1585			MHz
Tuning Voltage:	0.3		4.7	VDC
Supply Voltage:	4.75	5.0	5.25	VDC
Output Power:	+2.0	+4.0	+6.0	dBm
Supply Current:		20		mA
Harmonic Suppression (2 nd Harmonic):		-15		dBc
Pushing:		0.6		MHz/V
Pulling, all Phases:		3.0		MHz pk-pk
Tuning Sensitivity:		15		MHz/V
Phase Noise @ 10kHz offset:		-103	-101	dBc/Hz
Phase Noise @ 100kHz offset:			-124	dBc/Hz
Load Impedance:		50		Ω
Input Capacitance:			47	pF
Operating Temperature Range:	-40		+85	$^{\circ}$ C
Storage Temperature Range:	-45		+90	$^{\circ}$ C

Phase Noise (1 Hz BW, Typical)



Tuning Curve (Typical)





Pad	Connection
2	Vt
10	RF-OUTPUT
14	Vcc
Others	GROUND

- Unless otherwise specified, Dimensions are in: $\frac{IN}{(mm)}$
- Pad Location Dimensions are in: Inches

TAPE AND REEL



Drawing not to scale

Product Control:

Crystek Part Number:	CVCO55BE-1565-1585	Release Date:	12-Mar-2013
Revision Level:	C	Responsible:	C. Vales

Specification is subject to change without notice

Page 2 of 2