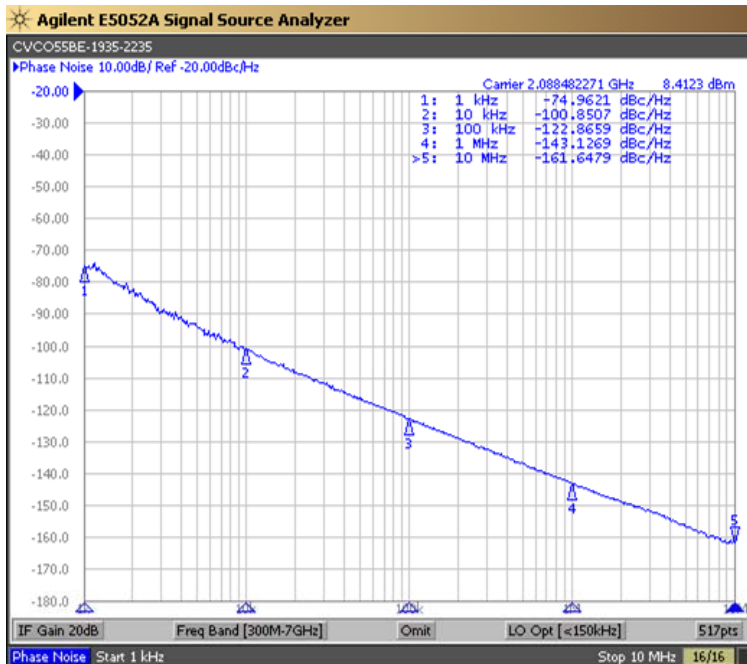


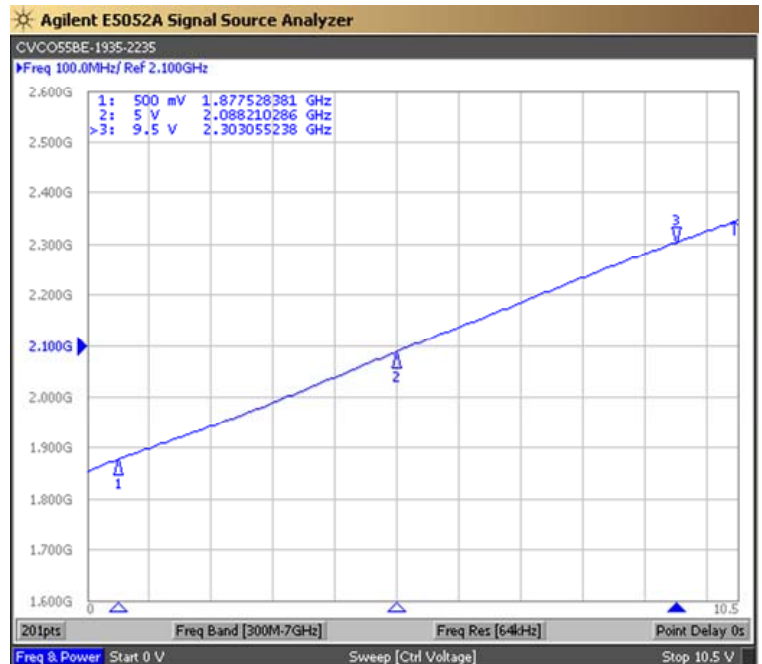


PERFORMANCE SPECIFICATION	MIN	TYP	MAX	UNITS
Lower Frequency:			1935	MHz
Upper Frequency:	2235			MHz
Tuning Voltage:	0.5		9.5	VDC
Supply Voltage:	9.5	10.0	10.5	VDC
Output Power:	+6.0	+8.5	+11.0	dBm
Supply Current:		25		mA
Harmonic Suppression (2 <sup>nd</sup> Harmonic):		-10		dBc
Pushing:		0.5	2.0	MHz/V
Pulling, all Phases:		2.5	5.0	MHz pk-pk
Tuning Sensitivity:		50		MHz/V
Phase Noise @ 10kHz offset:		-101		dBc/Hz
Phase Noise @ 100kHz offset:		-121		dBc/Hz
Load Impedance:		50		$\Omega$
Input Capacitance:			50	pF
Operating Temperature Range:	-40		+85	$^{\circ}\text{C}$
Storage Temperature Range:	-45		+90	$^{\circ}\text{C}$

Phase Noise (1 Hz BW, Typical)



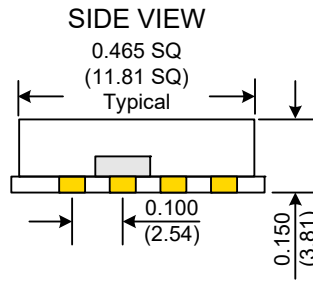
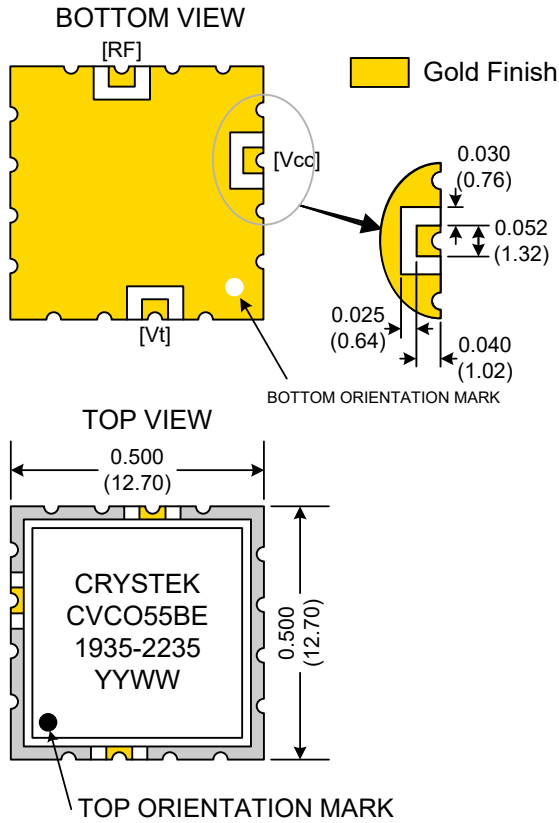
Tuning Curve (Typical)



**Product Control:**

Crystek Part Number:	CVCO55BE-1935-2235	Release Date:	01-Oct-2018
Revision Level:	E	Responsible:	C. Vales

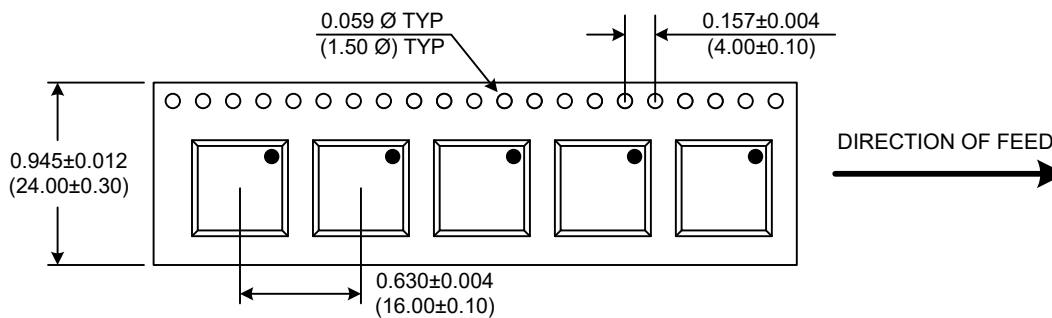




Pad	Connection
2	Vt
10	RF-OUTPUT
14	Vcc
Others	GROUND

- Unless otherwise specified, Dimensions are in:  $\frac{IN}{(mm)}$
- Pad Location Dimensions are in: Inches

**TAPE AND REEL**



Drawing not to scale

**Product Control:**

Crystek Part Number:	CVCO55BE-1935-2235	Release Date:	01-Oct-2018
Revision Level:	E	Responsible:	C. Vales

Specification is subject to change without notice