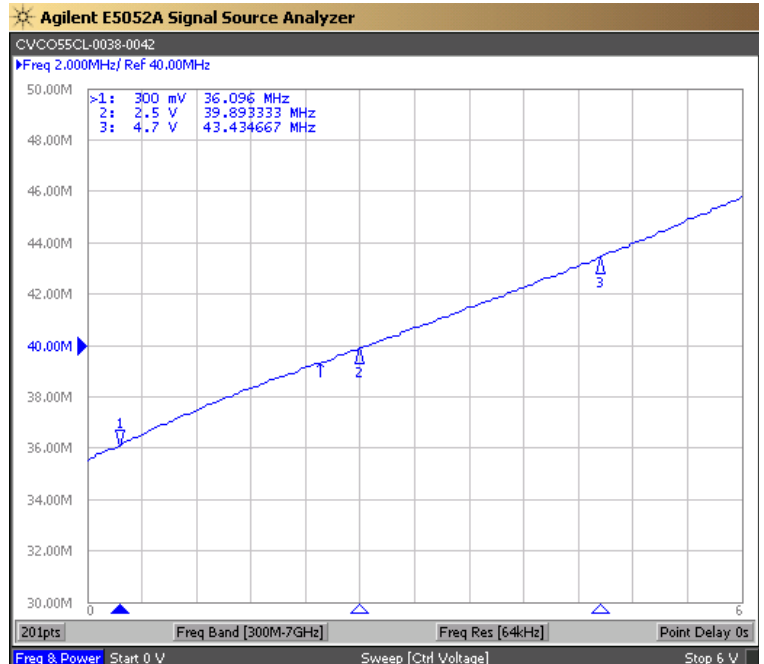
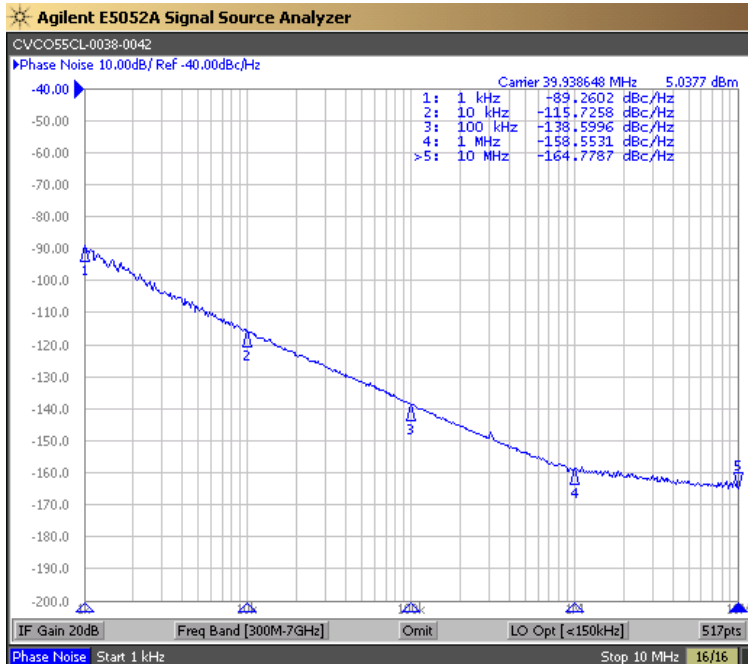


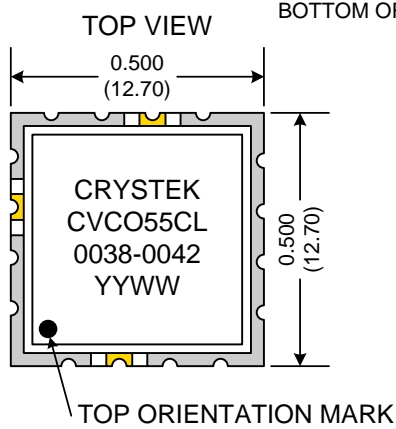
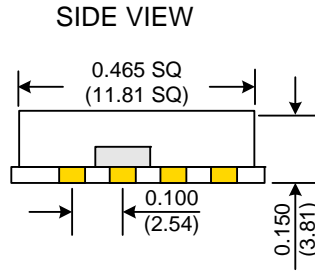
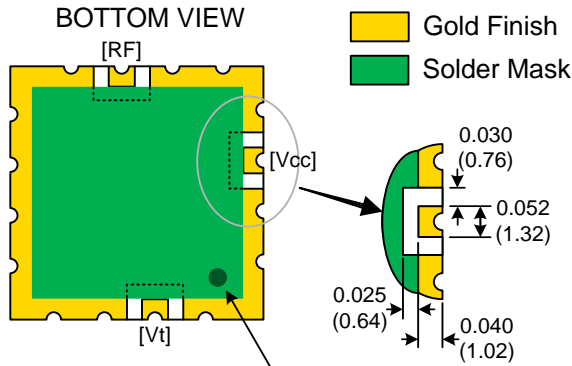


| PERFORMANCE SPECIFICATION | MIN | TYP | MAX | UNITS |
|--|------|------|------|--------------|
| Lower Frequency: | | | 38 | MHz |
| Upper Frequency: | 42 | | | MHz |
| Tuning Voltage: | 0.3 | | 4.7 | VDC |
| Supply Voltage: | 4.75 | 5.0 | 5.25 | VDC |
| Output Power: | +3.0 | +5.0 | +7.0 | dBm |
| Supply Current: | | 10 | | mA |
| Harmonic Suppression (2 nd Harmonic): | | | -20 | dBc |
| Pushing: | | | 1.0 | MHz/V |
| Pulling, all Phases: | | | 1.0 | MHz pk-pk |
| Tuning Sensitivity: | | 3 | | MHz/V |
| Phase Noise @ 10kHz offset: | | -116 | -112 | dBc/Hz |
| Phase Noise @ 100kHz offset: | | -134 | -130 | dBc/Hz |
| Load Impedance: | | 50 | | Ω |
| Input Capacitance: | | | 150 | pF |
| Operating Temperature Range: | -30 | | +80 | $^{\circ}$ C |
| Storage Temperature Range: | -45 | | +90 | $^{\circ}$ C |

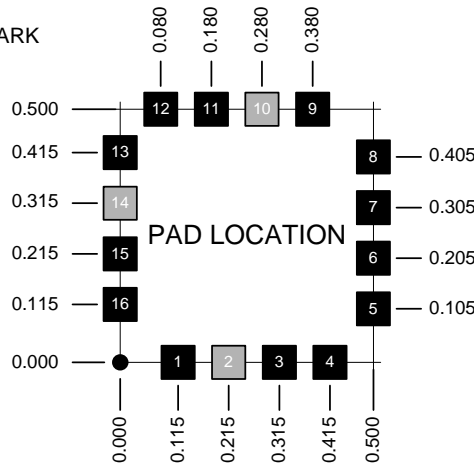
Phase Noise (1 Hz BW, Typical)

Tuning Curve (Typical)





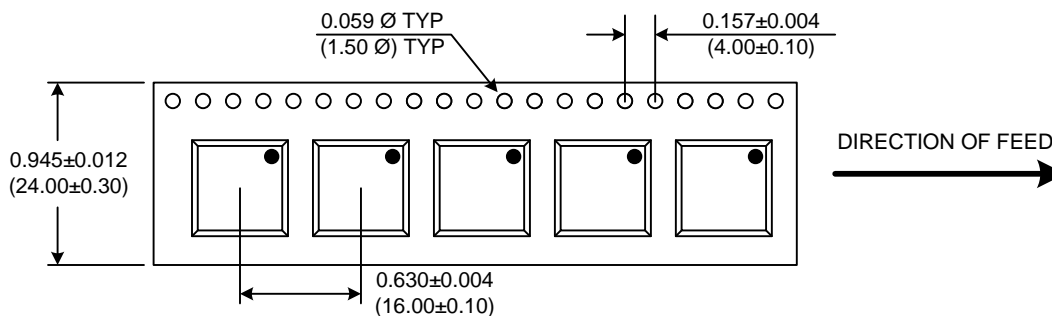
BOTTOM ORIENTATION MARK



| Pad | Connection |
|--------|------------|
| 2 | Vt |
| 10 | RF-OUTPUT |
| 14 | Vcc |
| Others | GROUND |

- Unless otherwise specified, Dimensions are in: $\frac{IN}{(mm)}$
- Pad Location Dimensions are in: Inches

TAPE AND REEL



Drawing not to scale

Product Control:

| | | | |
|----------------------|--------------------|---------------|-----------|
| Crystek Part Number: | CVCO55CL-0038-0042 | Release Date: | 26-May-11 |
| Revision Level: | B | Responsible: | C. Vales |

Specification is subject to change without notice