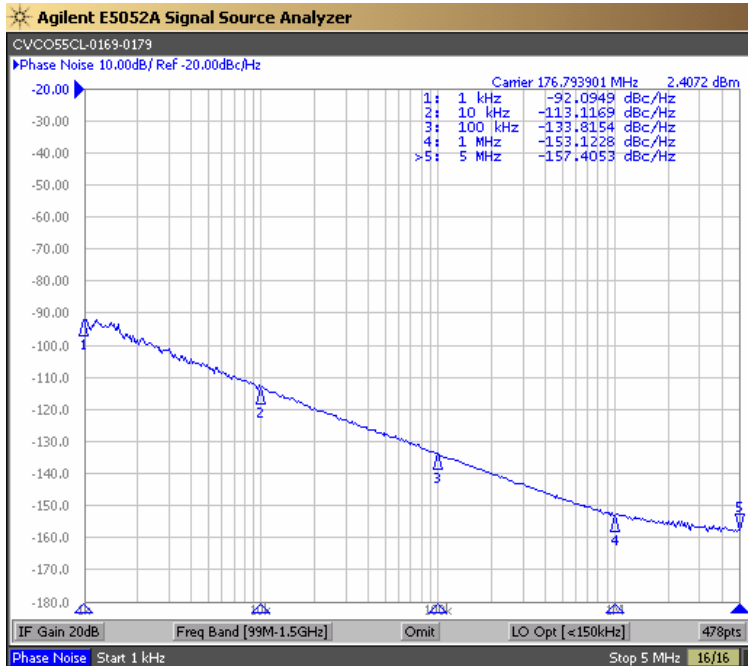


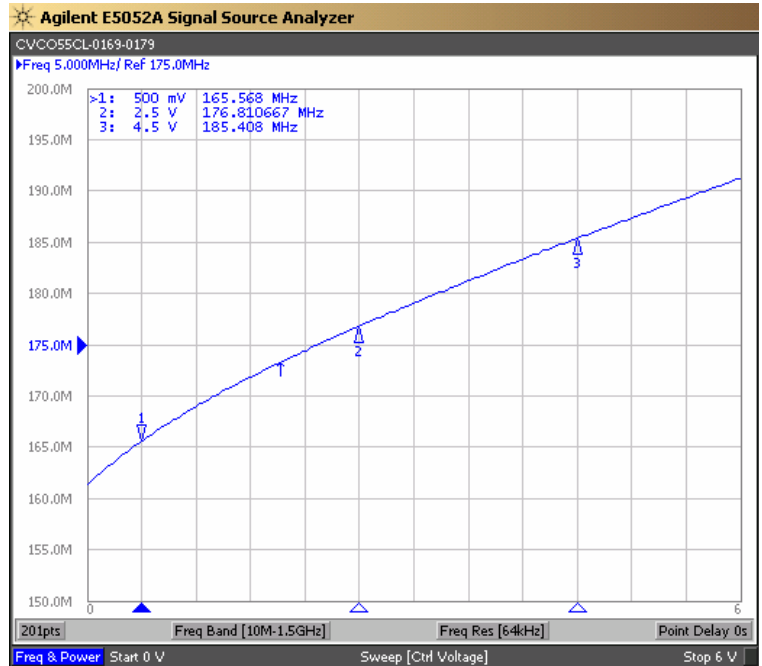


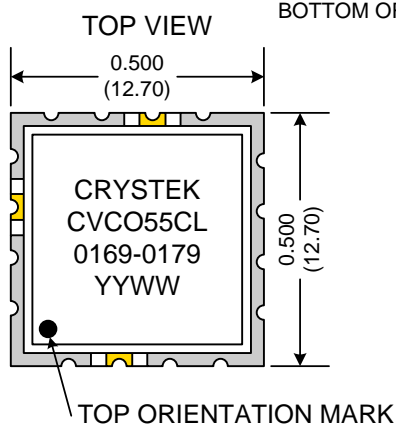
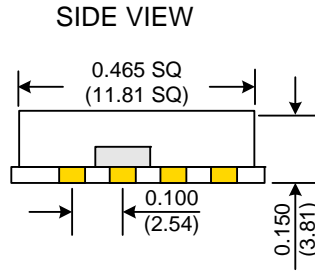
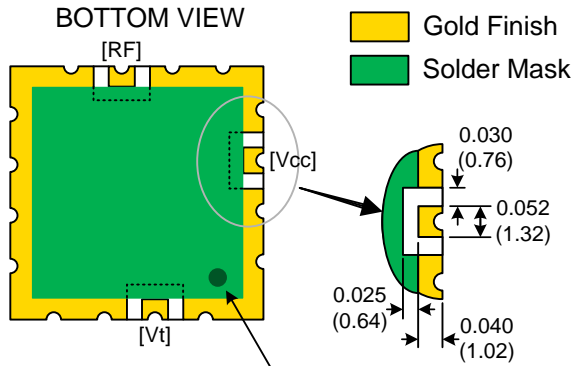
PERFORMANCE SPECIFICATION	MIN	TYP	MAX	UNITS
Lower Frequency:			169	MHz
Upper Frequency:	179			MHz
Tuning Voltage:	0.5		4.5	VDC
Supply Voltage:	2.85	3.0	3.15	VDC
Output Power:	0	+2.5	+5.0	dBm
Supply Current:		7	10	mA
Harmonic Suppression (2 nd Harmonic):		-15	-10	dBc
Pushing:		0.3	0.6	MHz/V
Pulling, all Phases:		0.5	1.0	MHz pk-pk
Tuning Sensitivity:		5		MHz/V
Phase Noise @ 10kHz offset:		-115	-110	dBc/Hz
Phase Noise @ 100kHz offset:		-136	-131	dBc/Hz
Load Impedance:		50		Ω
Input Capacitance:			330	pF
Operating Temperature Range:	-40		+85	$^{\circ}\text{C}$
Storage Temperature Range:	-45		+90	$^{\circ}\text{C}$

Phase Noise (1 Hz BW, Typical)



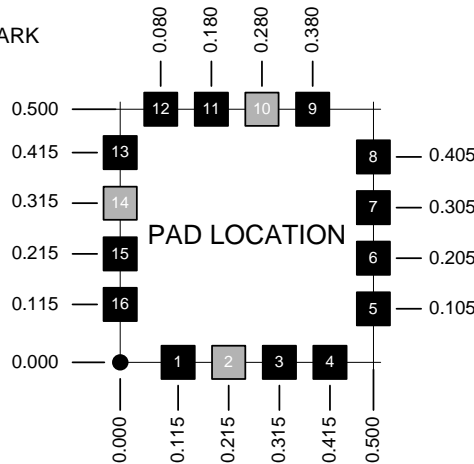
Tuning Curve (Typical)





BOTTOM ORIENTATION MARK

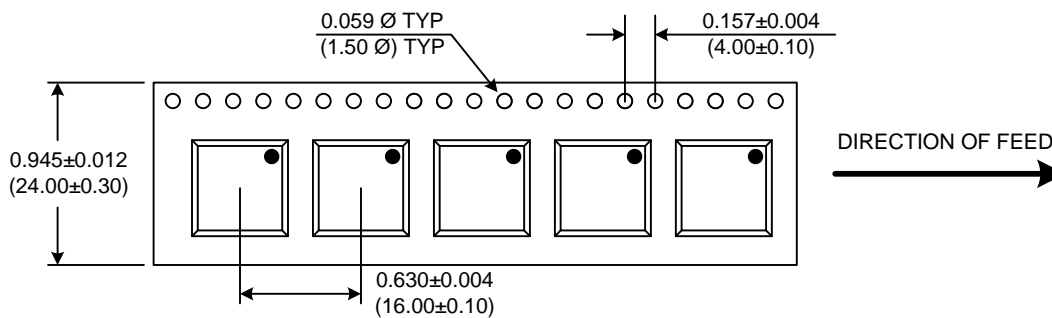
TOP ORIENTATION MARK



Pad	Connection
2	Vt
10	RF-OUTPUT
14	Vcc
Others	GROUND

- Unless otherwise specified, Dimensions are in: $\frac{IN}{(mm)}$
- Pad Location Dimensions are in: Inches

TAPE AND REEL



Drawing not to scale

Product Control:

Crystek Part Number:	CVCO55CL-0169-0179	Release Date:	31-Mar-09
Revision Level:	B	Responsible:	C. Vales

Specification is subject to change without notice