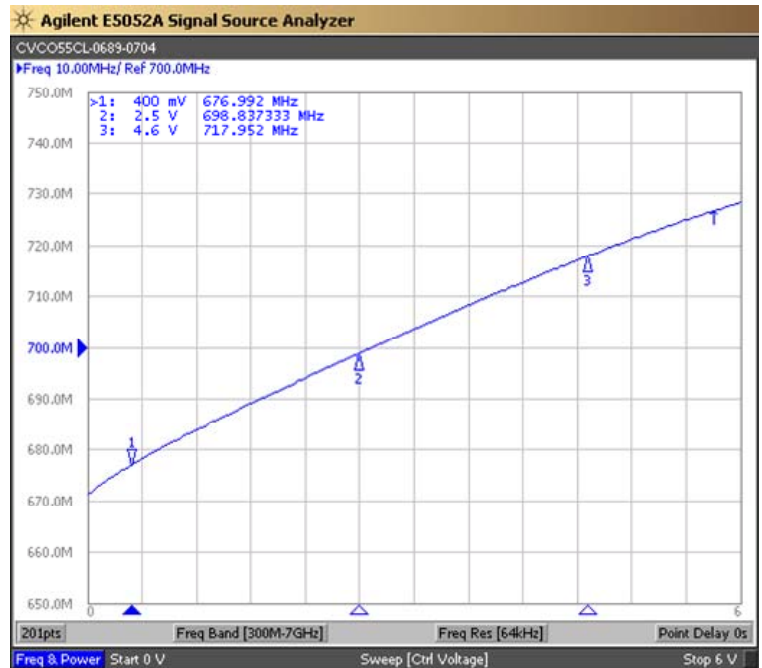
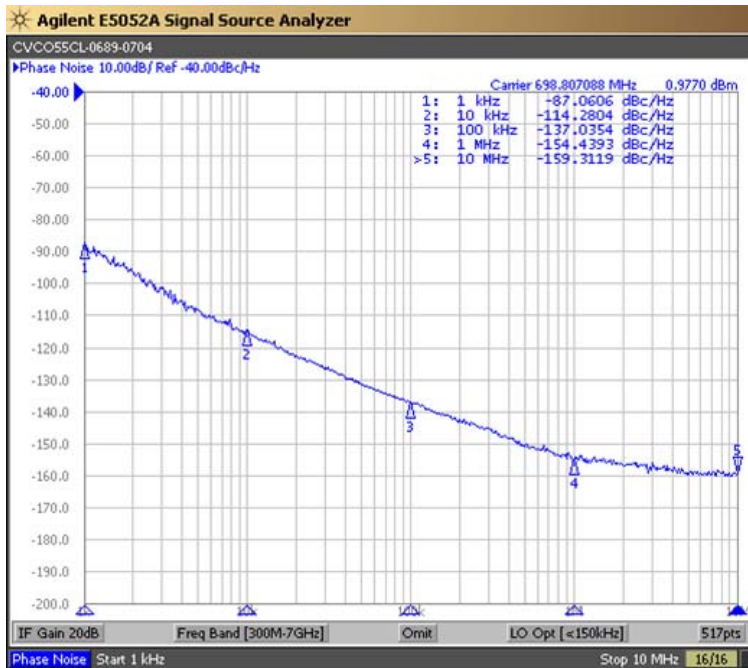




PERFORMANCE SPECIFICATION	MIN	TYP	MAX	UNITS
Lower Frequency:			689	MHz
Upper Frequency:	704			MHz
Tuning Voltage:	0.4		4.6	VDC
Supply Voltage:	4.75	5.0	5.25	VDC
Output Power:	-3.0	0	+3.0	dBm
Supply Current:		27	35	mA
Harmonic Suppression (2 nd Harmonic):		-25	-10	dBc
Pushing:		1.0		MHz/V
Pulling, all Phases:		0.5		MHz pk-pk
Tuning Sensitivity:		10		MHz/V
Phase Noise @ 10kHz offset:		-118	-113	dBc/Hz
Phase Noise @ 100kHz offset:		-139	-134	dBc/Hz
Load Impedance:		50		Ω
Input Capacitance:			47	pF
Operating Temperature Range:	-40		+85	$^{\circ}$ C
Storage Temperature Range:	-45		+90	$^{\circ}$ C

Phase Noise (1 Hz BW, Typical)

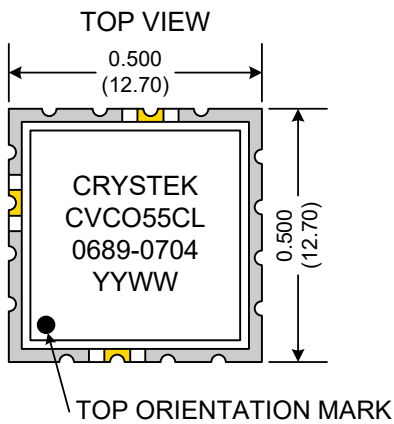
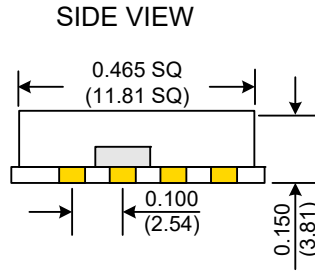
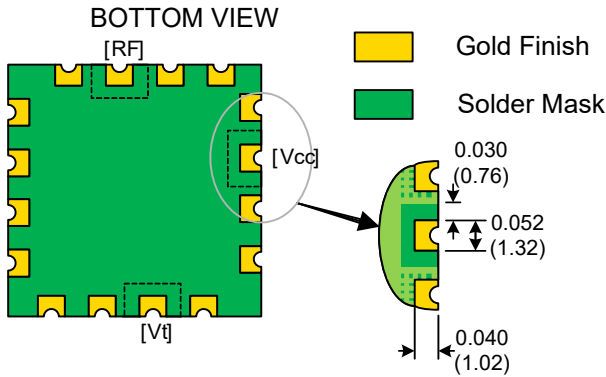
Tuning Curve (Typical)



Product Control:

Crystek Part Number:	CVCO55CL-0689-0704	Release Date:	21-Feb-2017
Revision Level:	C	Responsible:	C. Vales

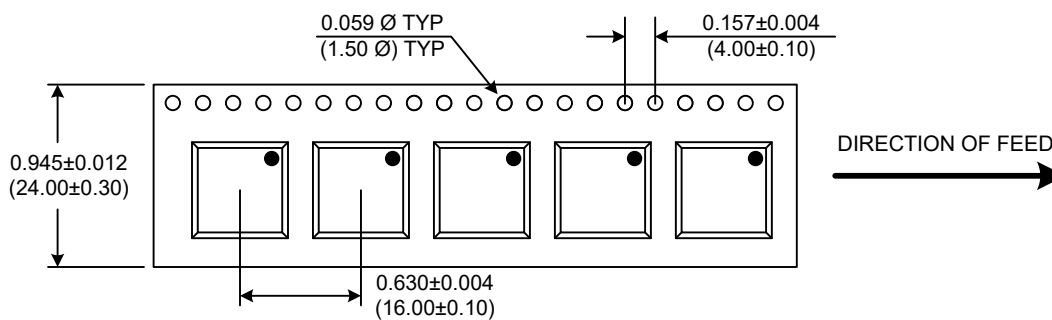




Pad	Connection
2	Vt
10	RF-OUTPUT
14	Vcc
Others	GROUND

- Unless otherwise specified, Dimensions are in: $\frac{IN}{(mm)}$
- Pad Location Dimensions are in: Inches

TAPE AND REEL



Drawing not to scale

Product Control:

Crystek Part Number:	CVCO55CL-0689-0704	Release Date:	21-Feb-2017
Revision Level:	C	Responsible:	C. Vales

Specification is subject to change without notice

Page 2 of 2