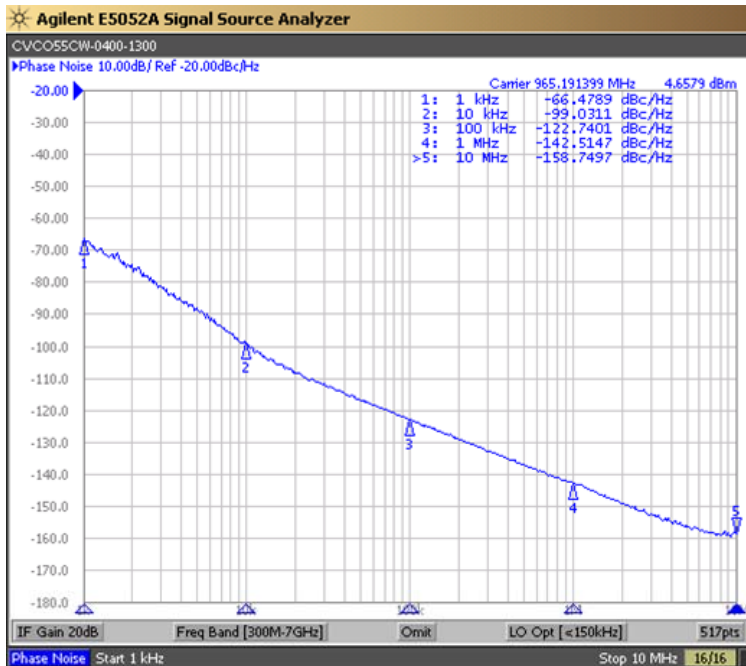


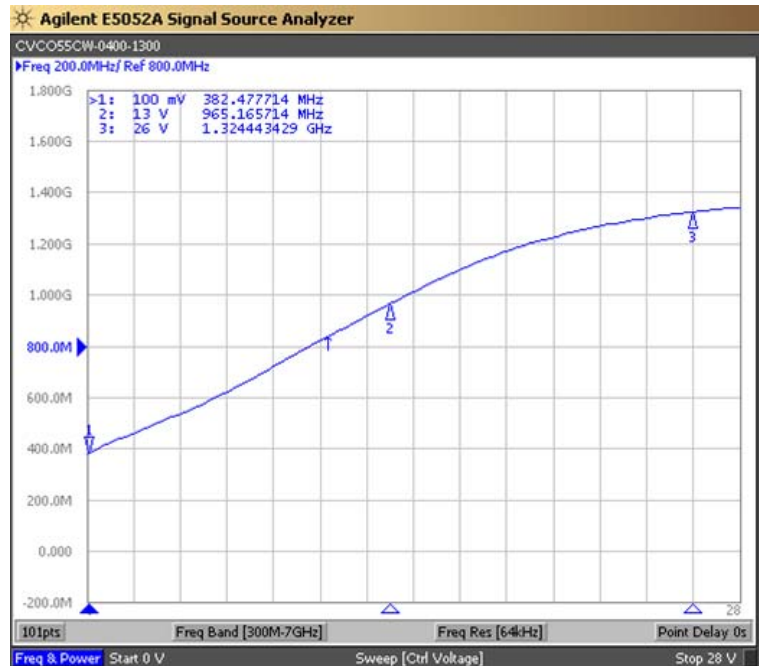


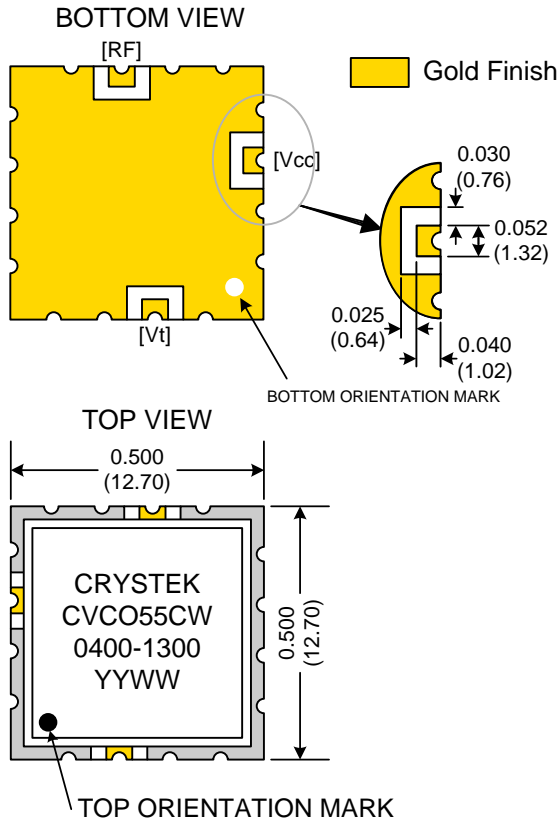
| PERFORMANCE SPECIFICATION | MIN | TYP | MAX | UNITS |
|--|------|------|-------|--------------|
| Lower Frequency: | | | 400 | MHz |
| Upper Frequency: | 1300 | | | MHz |
| Tuning Voltage: | 0.1 | | 26.0 | VDC |
| Supply Voltage: | 4.75 | 5.0 | 5.25 | VDC |
| Output Power: | +2.5 | +7.0 | +10.5 | dBm |
| Supply Current: | | 32 | 40 | mA |
| Harmonic Suppression (2 nd Harmonic): | | -10 | | dBc |
| Pushing: | | 2.0 | 4.0 | MHz/V |
| Pulling, all Phases: | | 5.0 | 10.0 | MHz pk-pk |
| Tuning Sensitivity: | | 50 | 90 | MHz/V |
| Phase Noise @ 10kHz offset: | | -94 | | dBc/Hz |
| Phase Noise @ 100kHz offset: | | -114 | | dBc/Hz |
| Load Impedance: | | 50 | | Ω |
| Input Capacitance: | | | 150 | pF |
| Operating Temperature Range: | -20 | | +70 | $^{\circ}$ C |
| Storage Temperature Range: | -45 | | +90 | $^{\circ}$ C |

Phase Noise (1 Hz BW, Typical)



Tuning Curve (Typical)





| Pad | Connection |
|--------|------------|
| 2 | Vt |
| 10 | RF-OUTPUT |
| 14 | Vcc |
| Others | GROUND |

- Unless otherwise specified, Dimensions are in: $\frac{IN}{(mm)}$
- Pad Location Dimensions are in: Inches

TAPE AND REEL



Drawing not to scale

Product Control:

| | | | |
|----------------------|--------------------|---------------|-------------|
| Crystek Part Number: | CVCO55CW-0400-1300 | Release Date: | 12-Dec-2013 |
| Revision Level: | B | Responsible: | C. Vales |

Specification is subject to change without notice