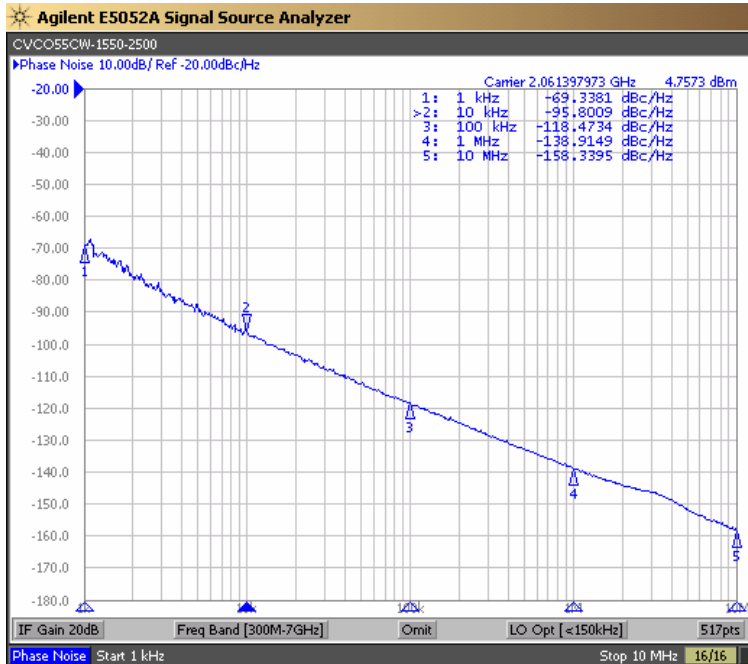


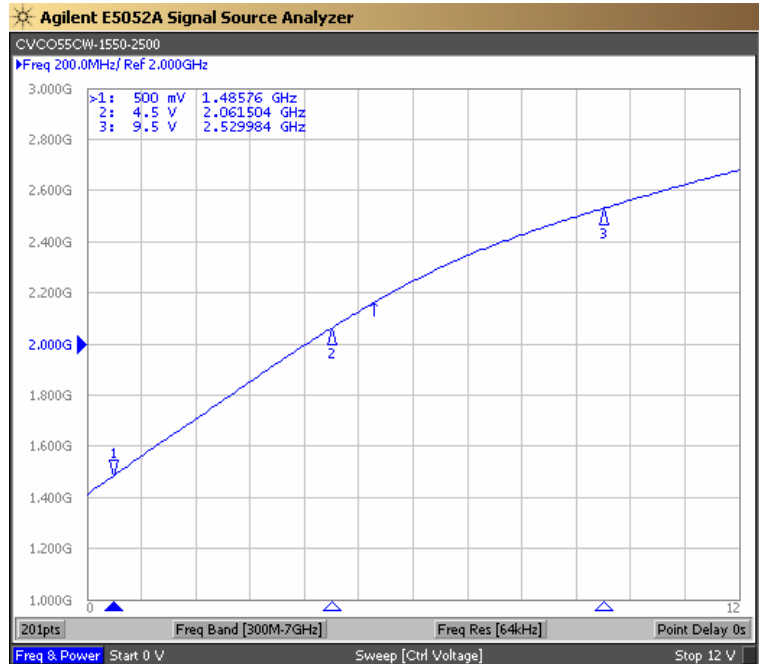


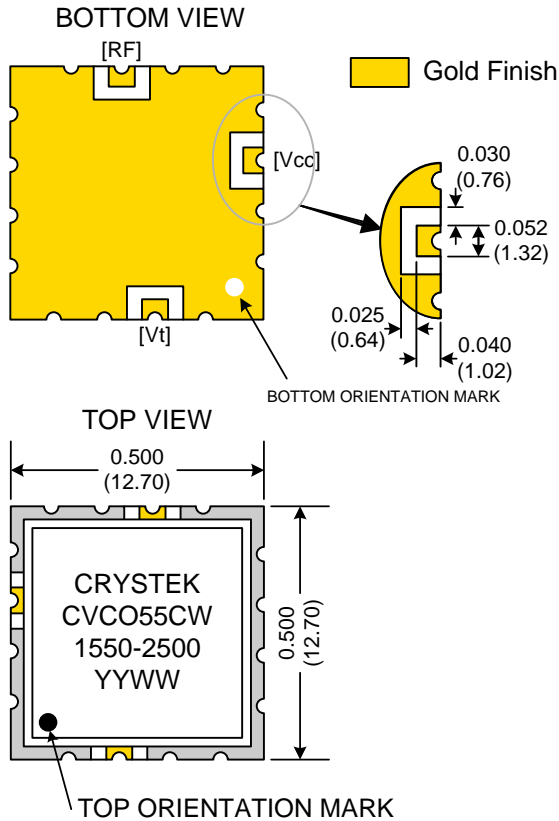
| PERFORMANCE SPECIFICATION | MIN | TYP | MAX | UNITS |
|--|------|------|-------|--------------|
| Lower Frequency: | | | 1550 | MHz |
| Upper Frequency: | 2500 | | | MHz |
| Tuning Voltage: | 0.5 | | 9.5 | VDC |
| Supply Voltage: | 9.75 | 10.0 | 10.25 | VDC |
| Output Power: | +3.0 | +6.0 | +9.0 | dBm |
| Supply Current: | | 13 | | mA |
| Harmonic Suppression (2 nd Harmonic): | | -7 | | dBc |
| Pushing: | | | 5.0 | MHz/V |
| Pulling, all Phases: | | | 23.0 | MHz pk-pk |
| Tuning Sensitivity: | | 115 | | MHz/V |
| Phase Noise @ 10kHz offset: | | -95 | | dBc/Hz |
| Phase Noise @ 100kHz offset: | | -118 | | dBc/Hz |
| Load Impedance: | | 50 | | Ω |
| Input Capacitance: | | | 50 | pF |
| Operating Temperature Range: | -40 | | +85 | $^{\circ}$ C |
| Storage Temperature Range: | -45 | | +90 | $^{\circ}$ C |

Phase Noise (1 Hz BW, Typical)



Tuning Curve (Typical)





| Pad | Connection |
|--------|------------|
| 2 | Vt |
| 10 | RF-OUTPUT |
| 14 | Vcc |
| Others | GROUND |

- Unless otherwise specified, Dimensions are in: $\frac{IN}{(mm)}$
- Pad Location Dimensions are in: Inches

TAPE AND REEL



Drawing not to scale

| Product Control: | | | |
|----------------------|--------------------|---------------|-------------|
| Crystek Part Number: | CVCO55CW-1550-2500 | Release Date: | 13-Dec-2013 |
| Revision Level: | D | Responsible: | C. Vales |

Specification is subject to change without notice