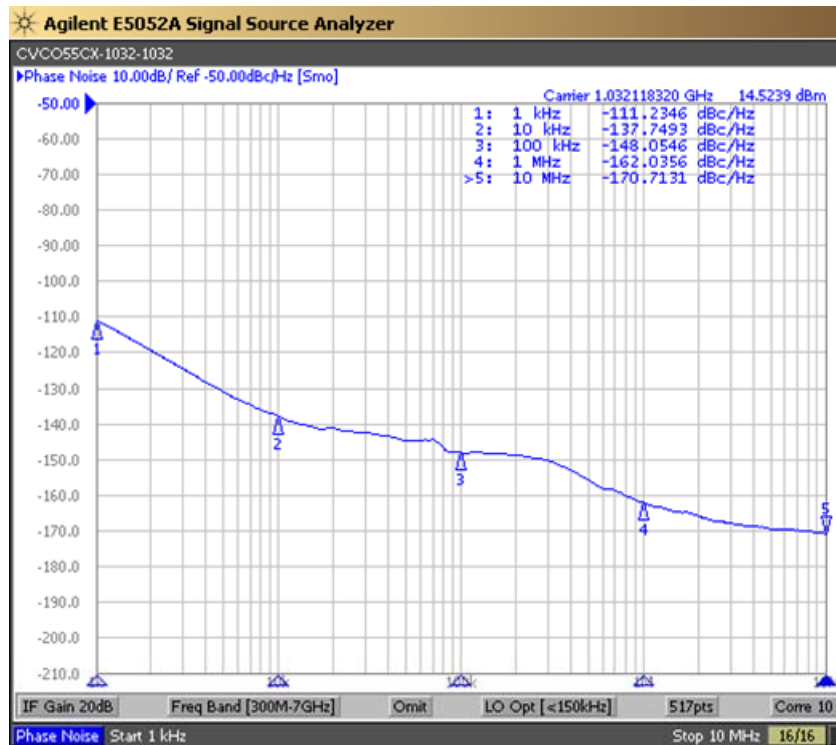


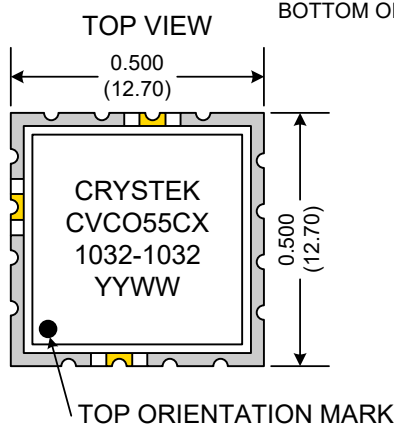
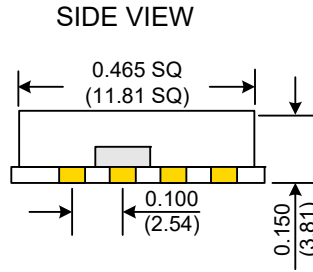
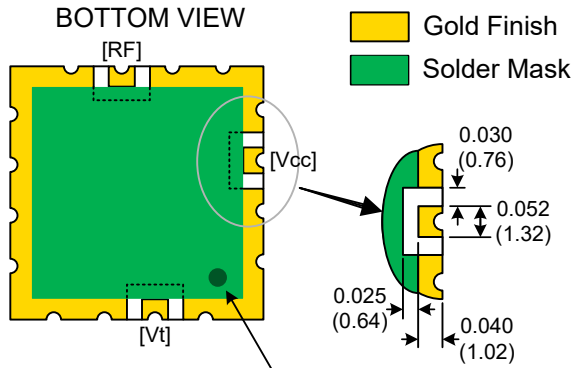


PERFORMANCE SPECIFICATION	MIN	TYP	MAX	UNITS
Lower Frequency:			1032	MHz
Upper Frequency:	1032			MHz
Tuning Voltage:	0		5.0	VDC
Supply Voltage:	4.75	5.0	5.25	VDC
Output Power:	+12.0	+14.5	+17.0	dBm
Supply Current:		35		mA
Harmonic Suppression (2 <sup>nd</sup> Harmonic):		-10	-5	dBc
Pushing:		5.0	10.0	kHz/V
Pulling, all Phases:		7.0	10.0	kHz pk-pk
Tuning Sensitivity:		120		kHz/V
Phase Noise @ 10kHz offset:		-135	-131	dBc/Hz
Phase Noise @ 100kHz offset:		-149	-146	dBc/Hz
Phase Noise @ 1MHz offset:		-163	-160	dBc/Hz
Phase Noise @ 10MHz offset:		-170	-167	dBc/Hz
Load Impedance:		50		$\Omega$
Input Capacitance:			22	pF
Operating Temperature Range:	-20		+70	$^{\circ}$ C
Storage Temperature Range:	-45		+90	$^{\circ}$ C
G-sensitivity:		$0.9 \times 10^{-9}$		per g

Phase Noise (1 Hz BW, Typical)



<b>Product Control:</b>			
Crystek Part Number:	CVCO55CX-1032-1032	Release Date:	16-Feb-2018
Revision Level:	B	Responsible:	C. Vales



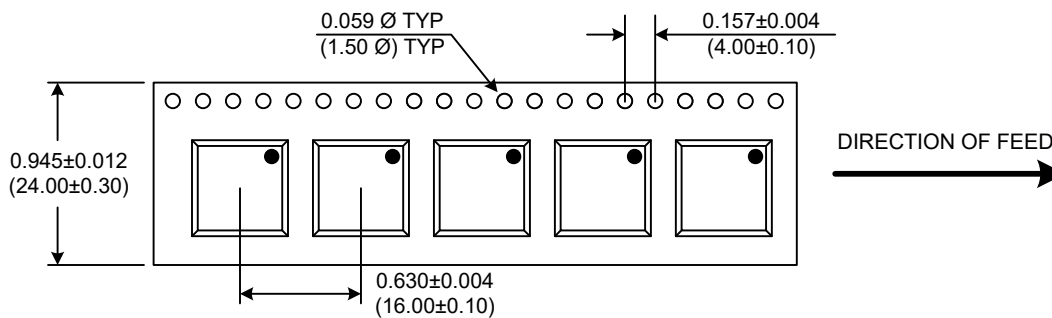
BOTTOM ORIENTATION MARK



Pad	Connection
2	Vt
10	RF-OUTPUT
14	Vcc
Others	GROUND

- Unless otherwise specified, Dimensions are in:  $\frac{IN}{(mm)}$
- Pad Location Dimensions are in: Inches

**TAPE AND REEL**



Drawing not to scale

**Product Control:**

Crystek Part Number:	CVCO55CX-1032-1032	Release Date:	16-Feb-2018
Revision Level:	B	Responsible:	C. Vales

Specification is subject to change without notice

Page 2 of 2