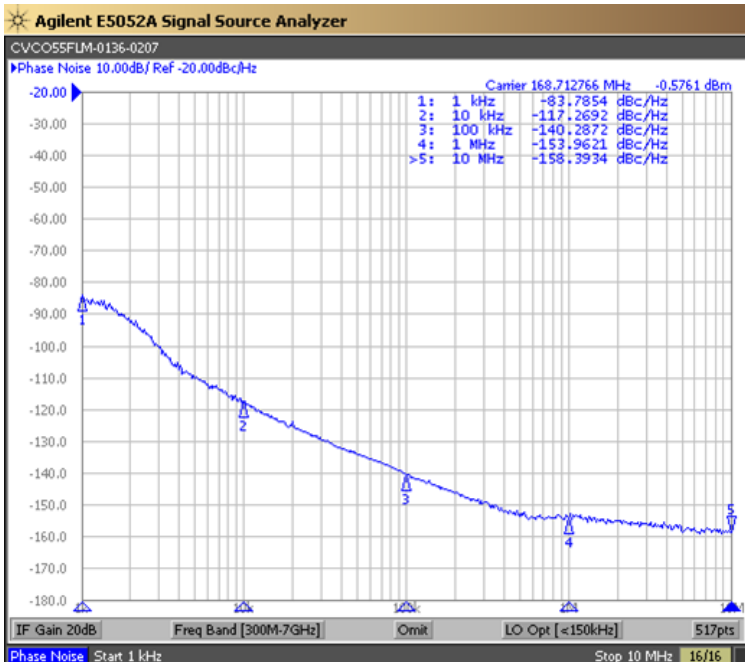


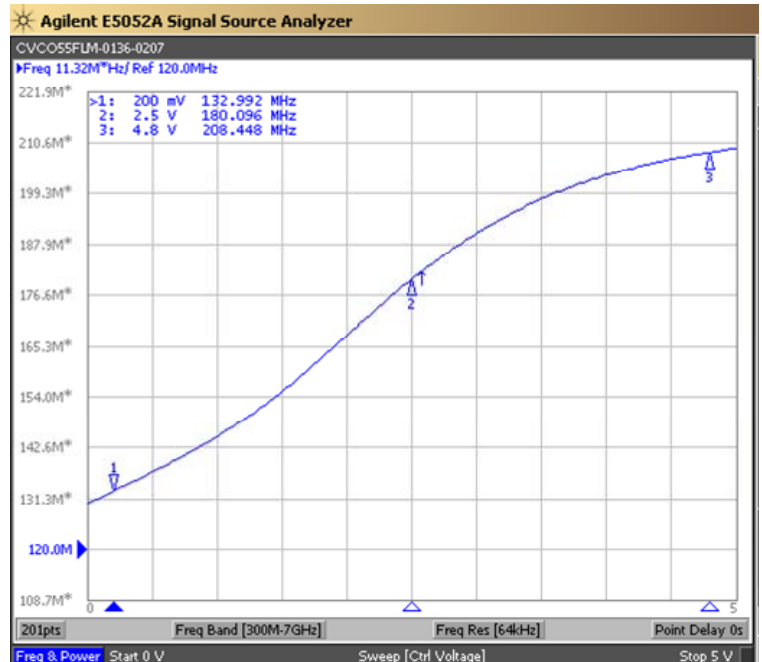


PERFORMANCE SPECIFICATION	MIN	TYP	MAX	UNITS
Lower Frequency:			136	MHz
Upper Frequency:	207			MHz
Tuning Voltage:	0.2		4.8	VDC
Supply Voltage:	4.75	5.0	5.25	VDC
Output Power:	-3.0	0	+3.0	dBm
Supply Current:			5	mA
Harmonic Suppression (2 nd Harmonic):		-15		dBc
Pushing:		0.3	0.5	MHz/V
Pulling, all Phases:		0.3	0.5	MHz pk-pk
Tuning Sensitivity:			25	MHz/V
Phase Noise @ 10kHz offset:		-120	-114	dBc/Hz
Modulation Sensitivity:		-25		kHz/V
Modulation Port Input Capacitance:		330		pF
Load Impedance:		50		Ω
Input Capacitance:			330	pF
Operating Temperature Range:	-30		+75	$^{\circ}\text{C}$
Storage Temperature Range:	-40		+85	$^{\circ}\text{C}$

Phase Noise (1 Hz BW, Typical)



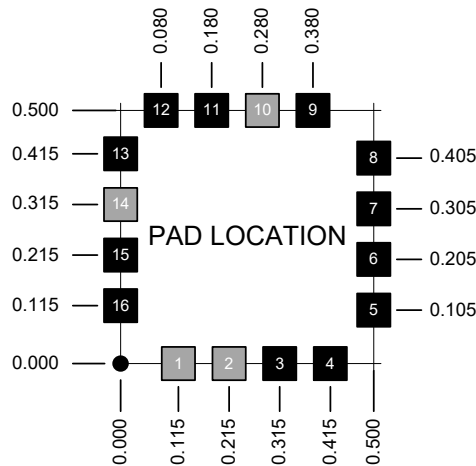
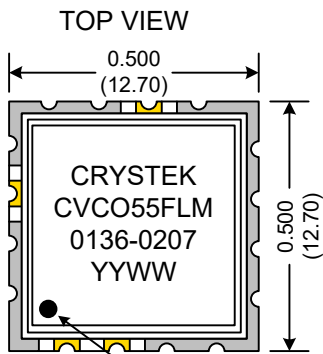
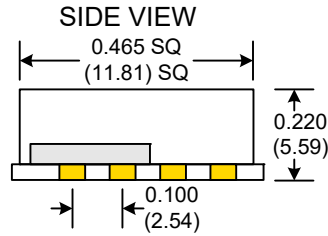
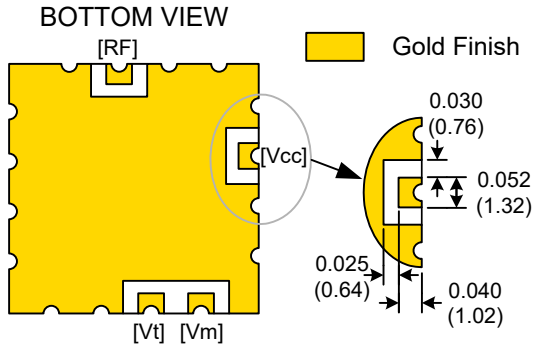
Tuning Curve (Typical)



Product Control:

Crystek Part Number:	CVCO55FLM-0136-0207	Release Date:	27-Aug-2018
Revision Level:	D	Responsible:	C. Vales





Pad	Connection
1	Vm
2	Vt
10	RF-OUTPUT
14	Vcc
Others	GROUND

- Unless otherwise specified, Dimensions are in: $\frac{IN}{(mm)}$
- Pad Location Dimensions are in: Inches

TAPE AND REEL



Drawing not to scale

Product Control:

Crystek Part Number:	CVCO55FLM-0136-0207	Release Date:	27-Aug-2018
Revision Level:	D	Responsible:	C. Vales

Specification is subject to change without notice

Page 2 of 2