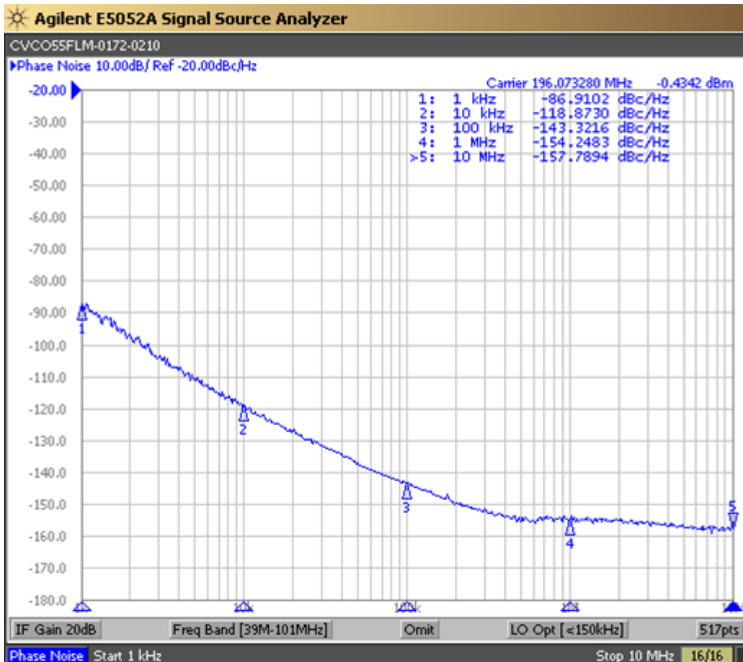


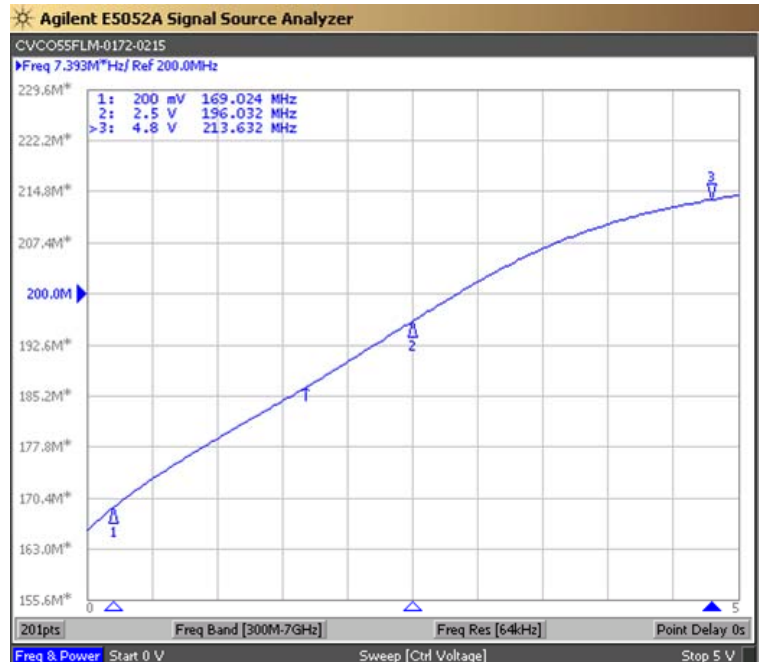


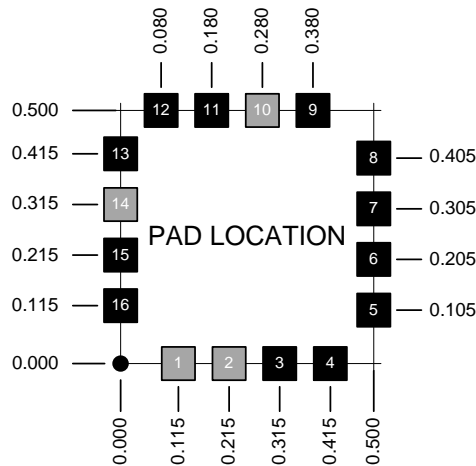
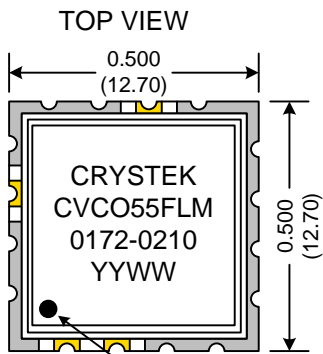
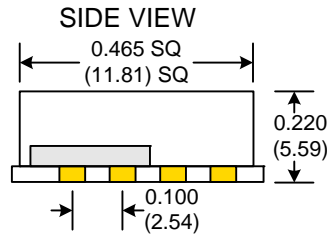
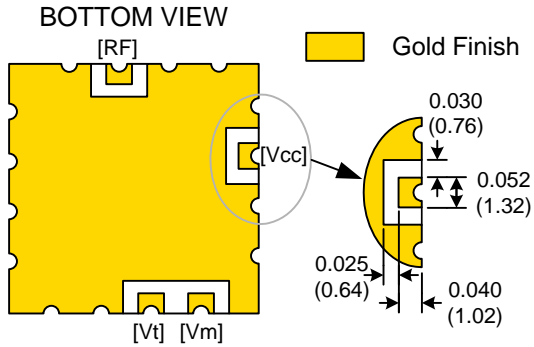
PERFORMANCE SPECIFICATION	MIN	TYP	MAX	UNITS
Lower Frequency:			172	MHz
Upper Frequency:	210			MHz
Tuning Voltage:	0.2		4.8	VDC
Supply Voltage:	2.85	3.0	3.15	VDC
Output Power:	-3.0	0	+3.0	dBm
Supply Current:			5	mA
Harmonic Suppression (2 <sup>nd</sup> Harmonic):		-20		dBc
Pushing:		0.5	1.0	MHz/V
Pulling, all Phases:		1.0	1.5	MHz pk-pk
Tuning Sensitivity:		35		MHz/V
Phase Noise @ 10kHz offset:		-119	-116	dBc/Hz
Phase Noise @ 100kHz offset:		-144	-141	dBc/Hz
Residual FM (110Hz – 10kHz):			5	Hz RMS
Modulation Sensitivity:		-20		kHz/V
Modulation Port Input Capacitance:		100		pF
Load Impedance:		50		$\Omega$
Input Capacitance:			470	pF
Operating Temperature Range:	-30		+70	$^{\circ}\text{C}$
Storage Temperature Range:	-35		+75	$^{\circ}\text{C}$

Phase Noise (1 Hz BW, Typical)



Tuning Curve (Typical)





Pad	Connection
1	Vm
2	Vt
10	RF-OUTPUT
14	Vcc
Others	GROUND

- Unless otherwise specified, Dimensions are in:  $\frac{IN}{(mm)}$
- Pad Location Dimensions are in: Inches

**TAPE AND REEL**



Drawing not to scale

**Product Control:**

Crystek Part Number:	CVCO55FLM-0172-0210	Release Date:	16-Dec-2013
Revision Level:	C	Responsible:	C. Vales

Specification is subject to change without notice

Page 2 of 2