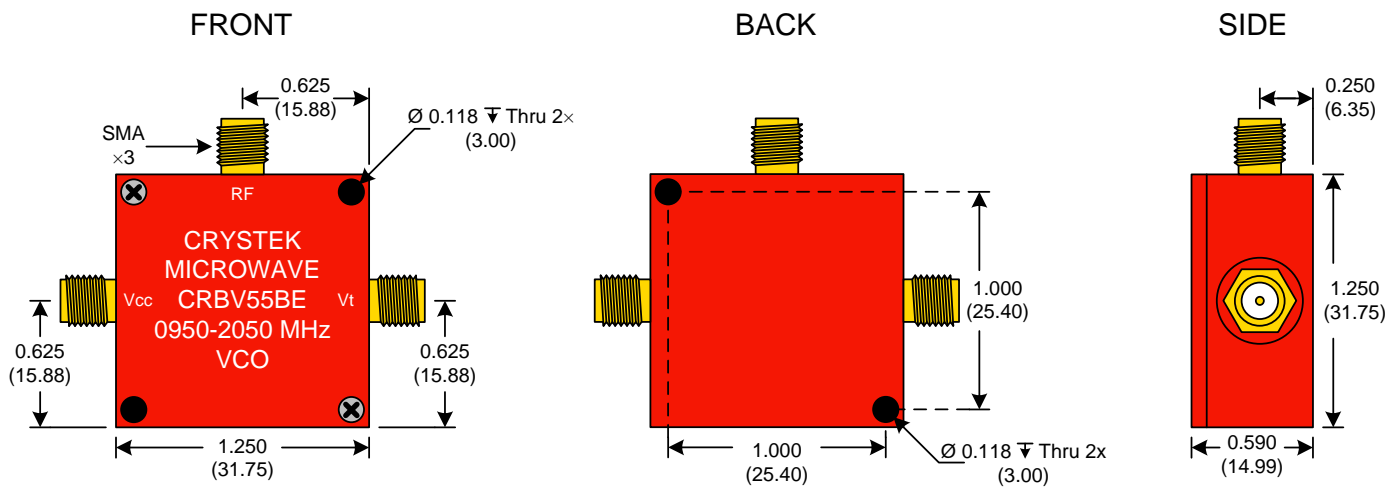


PERFORMANCE SPECIFICATION	MIN	TYP	MAX	UNITS
Lower Frequency:			950	MHz
Upper Frequency:	2050			MHz
Tuning Voltage:	0		15.0	VDC
Supply Voltage:	9.5	10.0	10.5	VDC
Output Power:	-1.0	+2.0	+5.0	dBm
Supply Current:		17	20	mA
Harmonic Suppression (2 <sup>nd</sup> Harmonic)		-30		dBc
Pushing:			2.0	MHz/V
Pulling, all Phases:			5.0	MHz pk-pk
Tuning Sensitivity:		80		MHz/V
Phase Noise @ 10kHz offset:		-99		dBc/Hz
Phase Noise @ 100kHz offset:		-120		dBc/Hz
Load Impedance:		50		$\Omega$
Input Capacitance:			500	pF
Operating Temperature Range:	-40		+85	$^{\circ}\text{C}$
Storage Temperature Range:	-45		+90	$^{\circ}\text{C}$



● Unless otherwise specified, Dimensions are in:  $\frac{\text{IN}}{\text{(mm)}}$

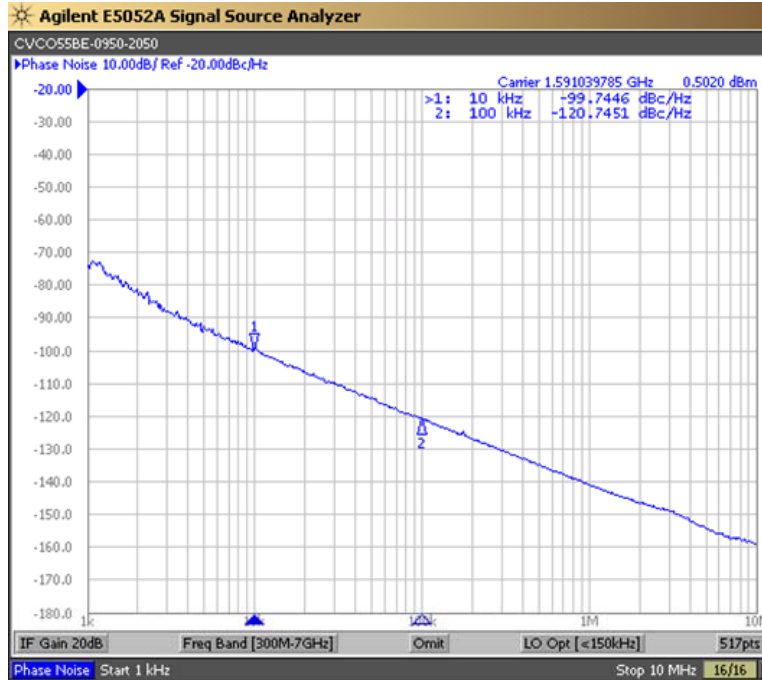
**Product Control:**

Crystek Part Number:	CRBV55BE-0950-2050	Release Date:	11-Feb-09
Revision Level:	B	Responsible:	C. Vales

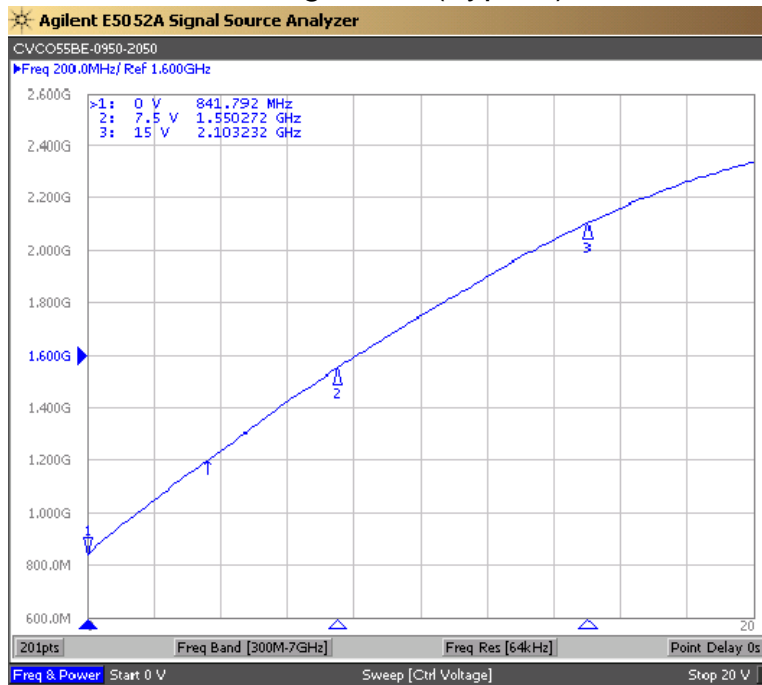




Phase Noise (1 Hz BW, Typical)



Tuning Curve (Typical)



**Product Control:**

Crystek Part Number:	CRBV55BE-0950-2050	Release Date:	11-Feb-09
Revision Level:	B	Responsible:	C. Vales

Specification is subject to change without notice

