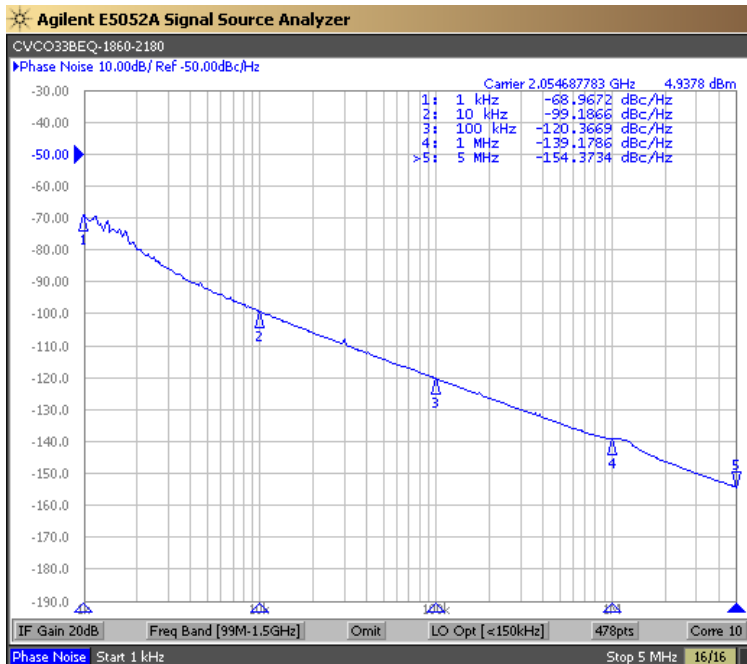


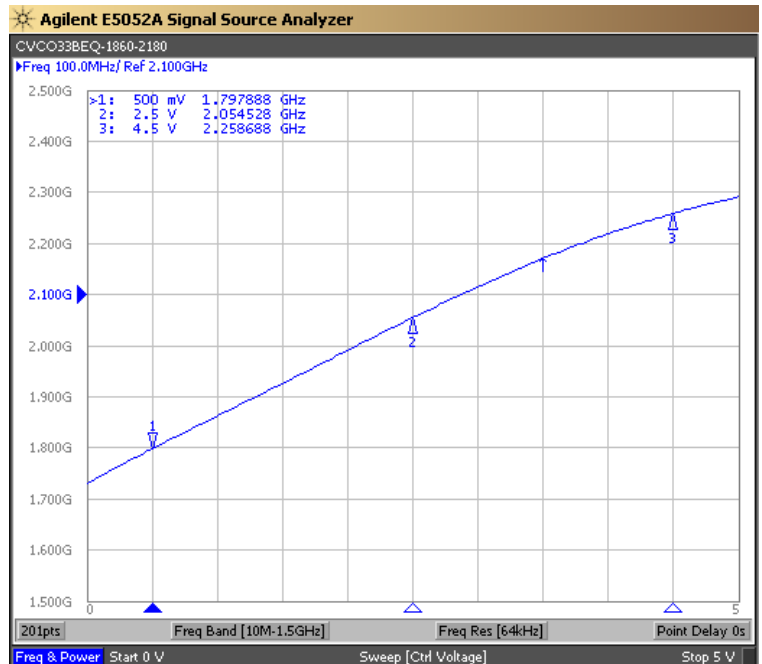


PERFORMANCE SPECIFICATION	MIN	TYP	MAX	UNITS
Lower Frequency:			1860	MHz
Upper Frequency:	2180			MHz
Tuning Voltage:	0.5		4.5	VDC
Supply Voltage:	3.135	3.3	3.465	VDC
Output Power:	+1.0	+4.0	+7.0	dBm
Supply Current:			35	mA
Harmonic Suppression (2 <sup>nd</sup> Harmonic):		-15		dBc
Pushing:			6.0	MHz/V
Pulling, all Phases:			8.0	MHz pk-pk
Tuning Sensitivity:		151		MHz/V
Phase Noise @ 10kHz offset:		-97		dBc/Hz
Phase Noise @ 100kHz offset:		-121		dBc/Hz
Load Impedance:		50		$\Omega$
Input Capacitance:			22	pF
Operating Temperature Range:	-40		+85	$^{\circ}$ C
Storage Temperature Range:	-45		+90	$^{\circ}$ C

Phase Noise (1 Hz BW, Typical)




Tuning Curve (Typical)



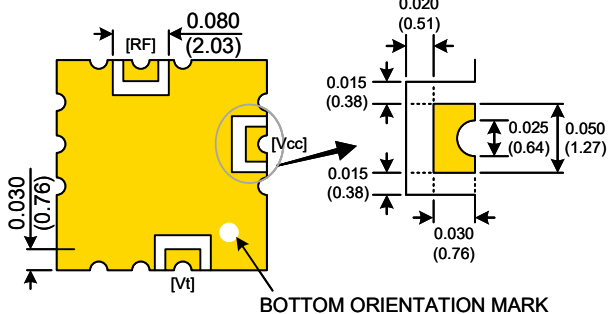
**Product Control:**

Crystek Part Number:	CVCO33BEQ-1860-2180	Release Date:	21-May-2025
Revision Level:	C	Responsible:	C. Vales

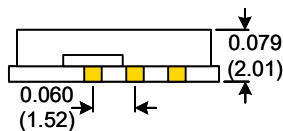


Gold Finish

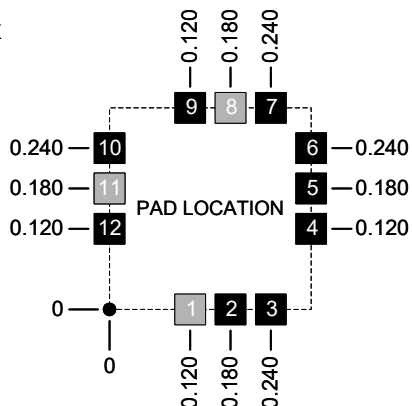
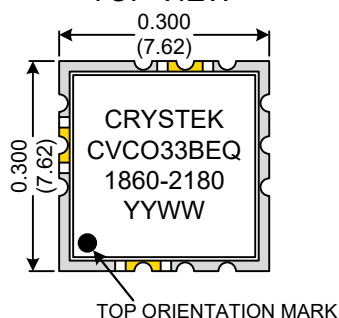
### BOTTOM VIEW



### SIDE VIEW



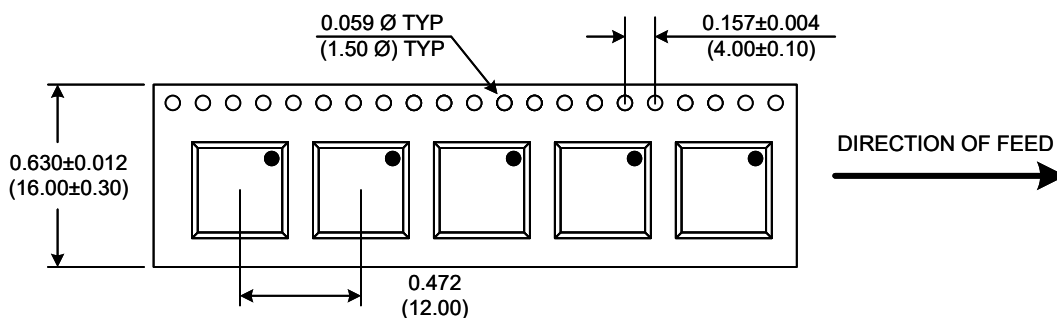
### TOP VIEW



Pad	Connection
1	Vt
8	RF-OUTPUT
11	Vcc
Others	GROUND

- Unless otherwise specified, Dimensions are in: IN (mm)
- Pad Location Dimensions are in: Inches

### TAPE AND REEL



Drawing not to scale

#### Product Control:

Crystek Part Number:	CVCO33BEQ-1860-2180	Release Date:	21-May-2025
Revision Level:	C	Responsible:	C. Vales

Crystek Corporation reserves the right to make changes to its products and/or information contained herein without notice. No liability is assumed as a result of its use or application.

