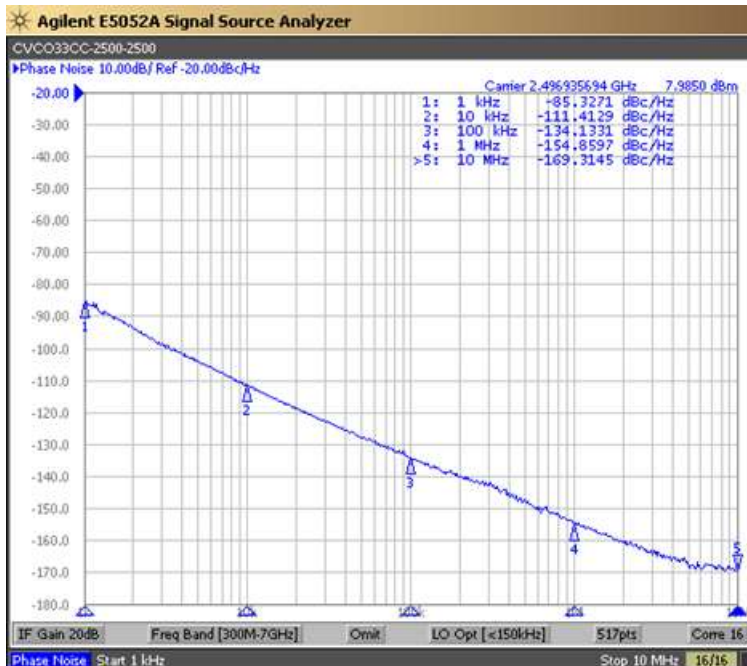


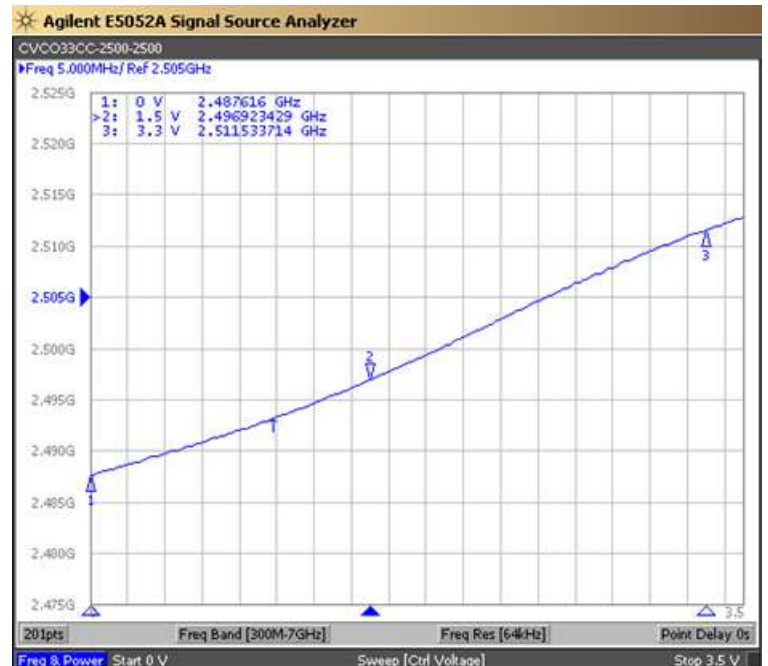


PERFORMANCE SPECIFICATION	MIN	TYP	MAX	UNITS
Lower Frequency:			2500	MHz
Upper Frequency:	2500			MHz
Tuning Voltage:	0	1.65	3.3	VDC
Supply Voltage:	3.135	3.3	3.465	VDC
Output Power:	+5.0			dBm
Supply Current:		20		mA
Harmonic Suppression (2 <sup>nd</sup> Harmonic):		-20		dBc
Pushing:		1.0		MHz/V
Pulling, all Phases:		5.0		MHz pk-pk
Tuning Sensitivity:		6		MHz/V
Phase Noise @ 10kHz offset:		-110	-105	dBc/Hz
Phase Noise @ 1MHz offset:		-150	-145	dBc/Hz
Load Impedance:		50		$\Omega$
Input Capacitance:			22	pF
Operating Temperature Range:	-20		+70	$^{\circ}\text{C}$
Storage Temperature Range:	-45		+90	$^{\circ}\text{C}$

Phase Noise (1 Hz BW, Typical)

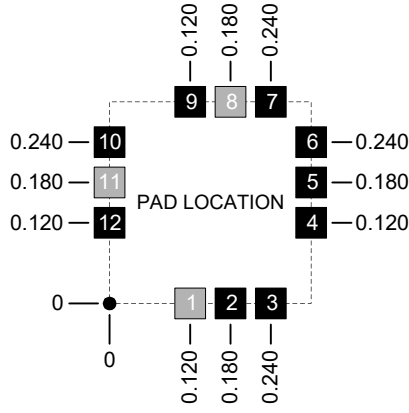
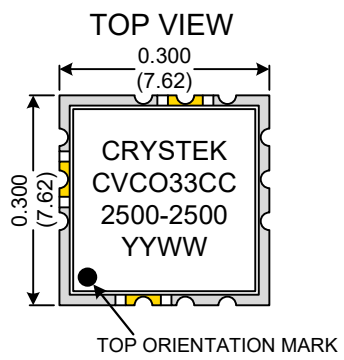
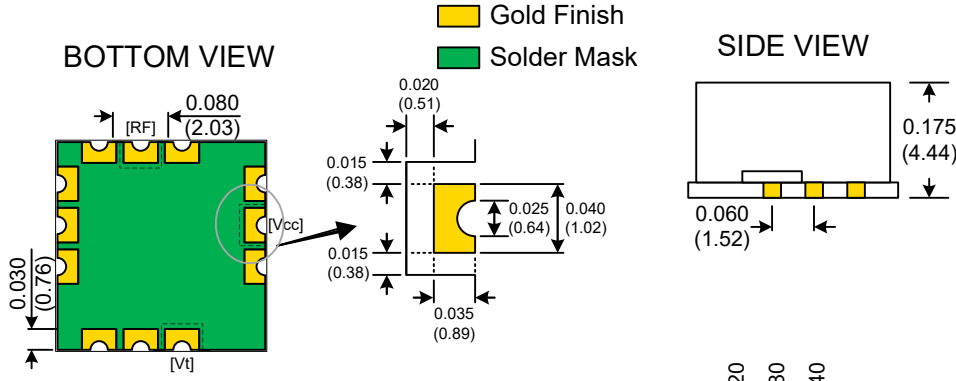



Tuning Curve (Typical)



**Product Control:**

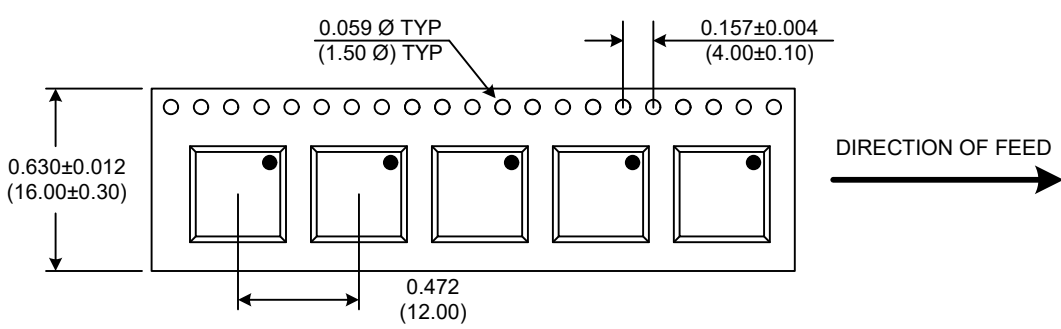
Crystek Part Number:	CVCO33CC-2500-2500	Release Date:	05-Aug-2025
Revision Level:	F	Responsible:	C. Vales



Pad	Connection
1	Vt
8	RF-OUTPUT
11	Vcc
Others	GROUND

- Unless otherwise specified, Dimensions are in:  $\frac{IN}{(mm)}$
- Pad Location Dimensions are in: Inches

### TAPE AND REEL



Drawing not to scale

#### Product Control:

Crystek Part Number:	CVCO33CC-2500-2500	Release Date:	05-Aug-2025
Revision Level:	F	Responsible:	C. Vales

Crystek Corporation reserves the right to make changes to its products and/or information contained herein without notice. No liability is assumed as a result of its use or application.