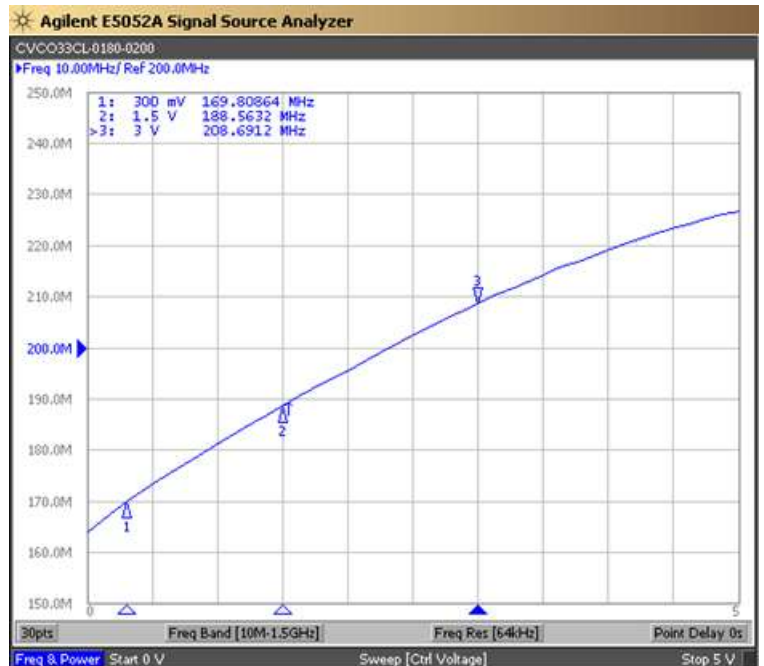
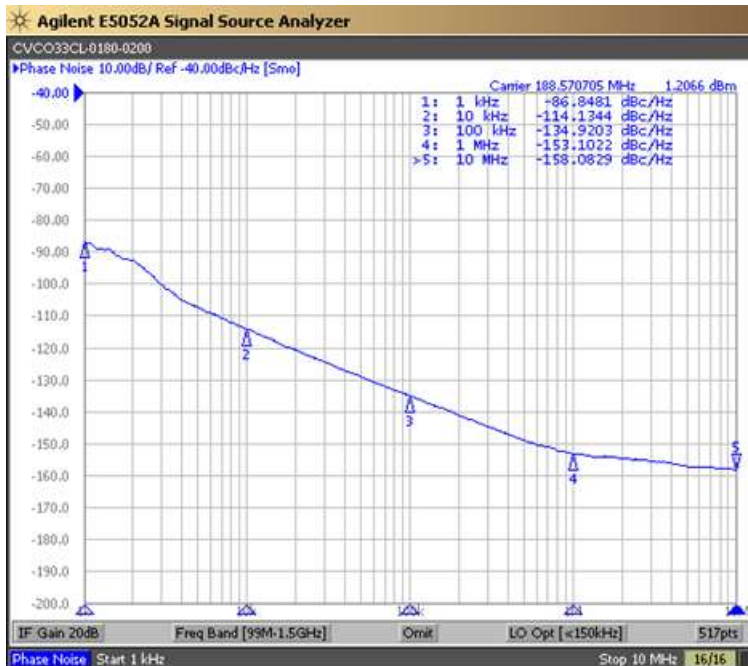




PERFORMANCE SPECIFICATION	MIN	TYP	MAX	UNITS
Lower Frequency:			180	MHz
Upper Frequency:	200			MHz
Tuning Voltage:	0.3		3.0	VDC
Supply Voltage:	2.97	3.3	3.63	VDC
Output Power:	-2.0	0	+2.0	dBm
Supply Current:		15		mA
Harmonic Suppression (2 nd Harmonic):		-10		dBc
Pushing:		1.0		MHz/V
Pulling, all Phases:		2.0		MHz pk-pk
Tuning Sensitivity:		10		MHz/V
Phase Noise @ 10kHz offset:		-110		dBc/Hz
Phase Noise @ 100kHz offset:		-130		dBc/Hz
Load Impedance:		50		Ω
Input Capacitance:			100	pF
Operating Temperature Range:	-30		+70	$^{\circ}\text{C}$
Storage Temperature Range:	-45		+85	$^{\circ}\text{C}$

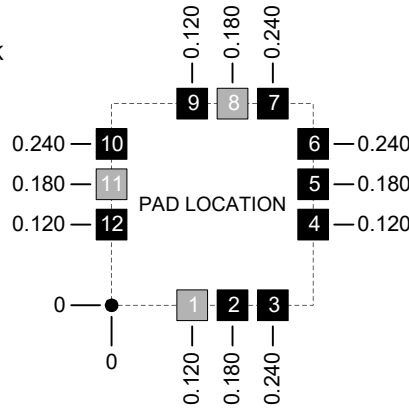
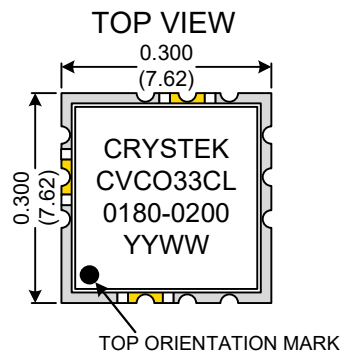
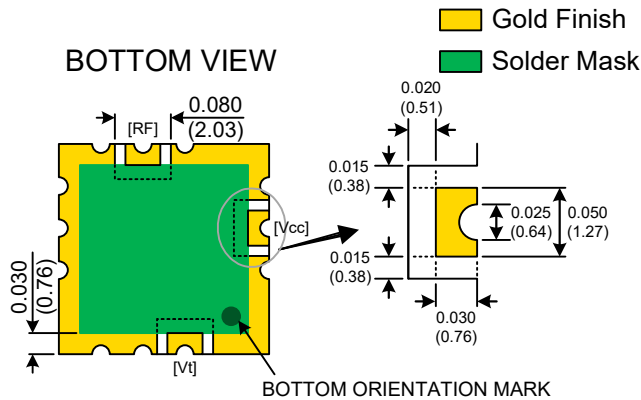

Phase Noise (1 Hz BW, Typical)

Tuning Curve (Typical)



Product Control:

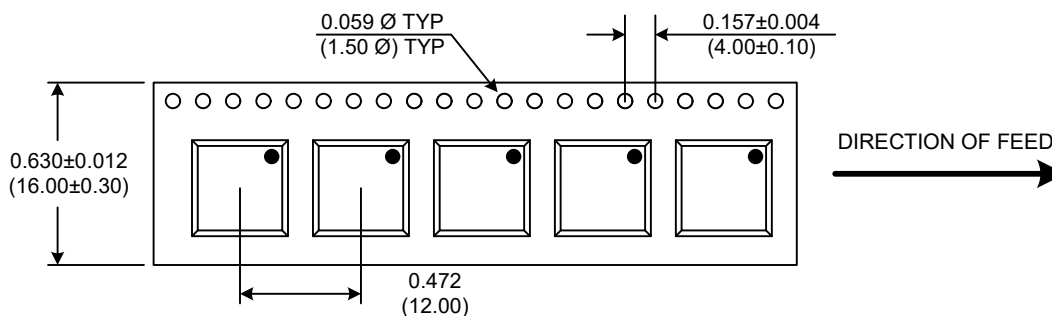
Crystek Part Number:	CVCO33CL-0180-0200	Release Date:	11-Sep-2025
Revision Level:	D	Responsible:	C. Vales



Pad	Connection
1	Vt
8	RF-OUTPUT
11	Vcc
Others	GROUND

- Unless otherwise specified, Dimensions are in: IN (mm)
- Pad Location Dimensions are in: Inches

TAPE AND REEL



Drawing not to scale

Product Control:

Crystek Part Number:	CVCO33CL-0180-0200	Release Date:	11-Sep-2025
Revision Level:	D	Responsible:	C. Vales

Crystek Corporation reserves the right to make changes to its products and/or information contained herein without notice. No liability is assumed as a result of its use or application.