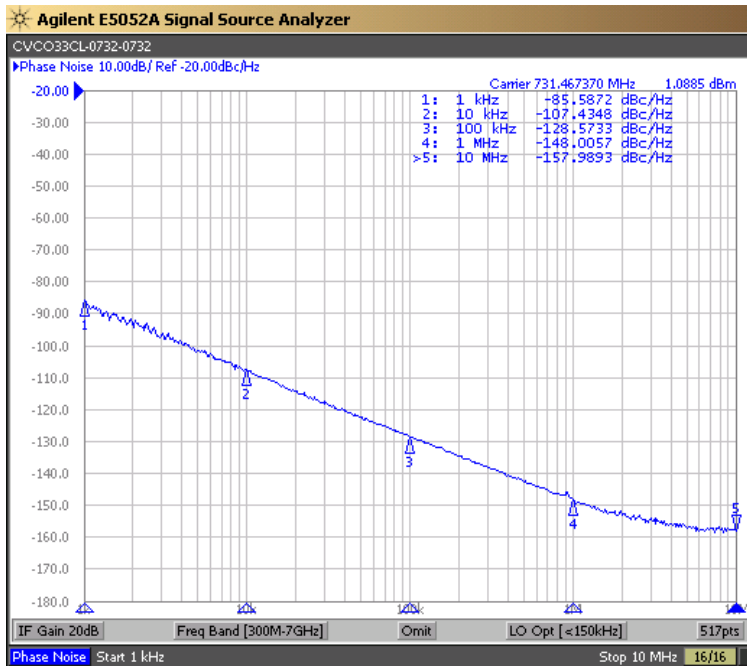
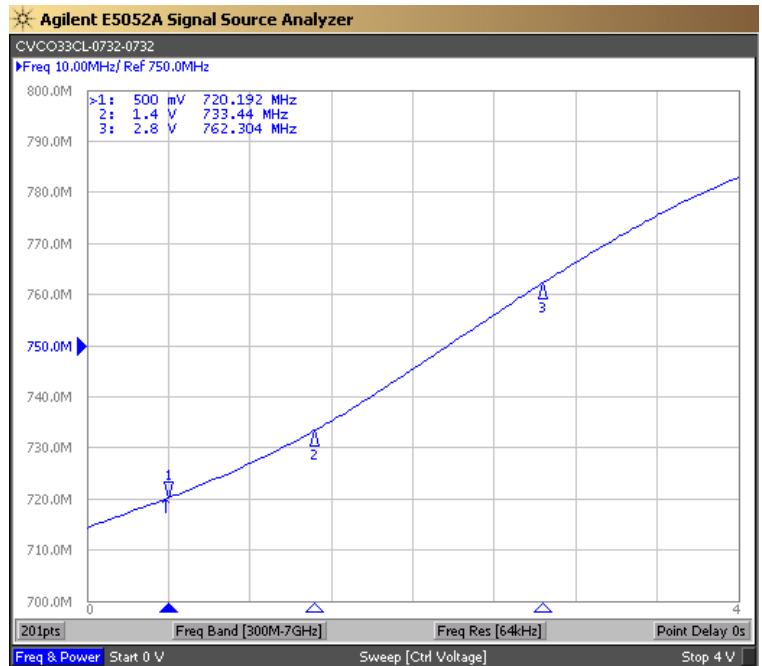


PERFORMANCE SPECIFICATION	MIN	TYP	MAX	UNITS
Lower Frequency:			732	MHz
Upper Frequency:	732			MHz
Tuning Voltage:	0.5		2.8	VDC
Supply Voltage:	2.97	3.3	3.63	VDC
Output Power:	-3.0	0	+3.0	dBm
Supply Current:			20	mA
Harmonic Suppression (2 <sup>nd</sup> Harmonic):			-10	dBc
Pushing:		0.8	1.5	MHz/V
Pulling, all Phases:		1.5	3.0	MHz pk-pk
Tuning Sensitivity:		18		MHz/V
Phase Noise @ 10kHz offset:		-107		dBc/Hz
Load Impedance:		50		$\Omega$
Input Capacitance:			150	pF
Operating Temperature Range:	-40		+85	$^{\circ}\text{C}$
Storage Temperature Range:	-45		+90	$^{\circ}\text{C}$

Phase Noise (1 Hz BW, Typical)



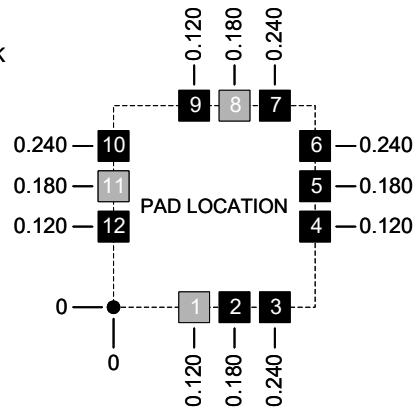
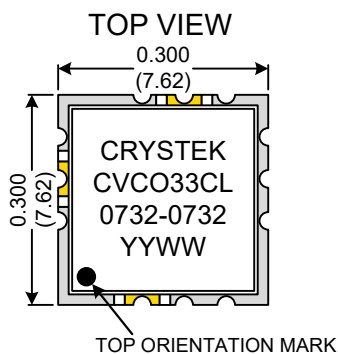
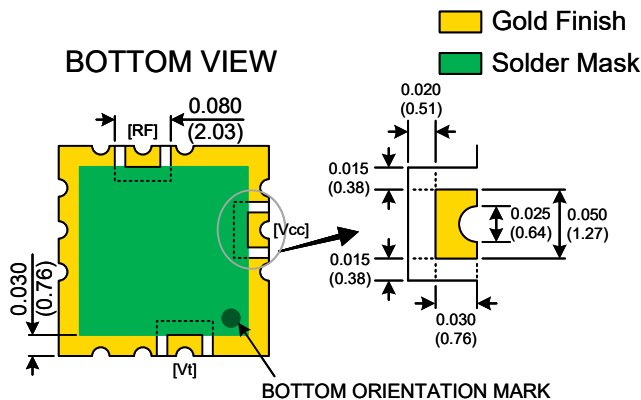

Tuning Curve (Typical)



**Product Control:**

Crystek Part Number:	CVCO33CL-0732-0732	Release Date:	22-May-2025
Revision Level:	C	Responsible:	C. Vales

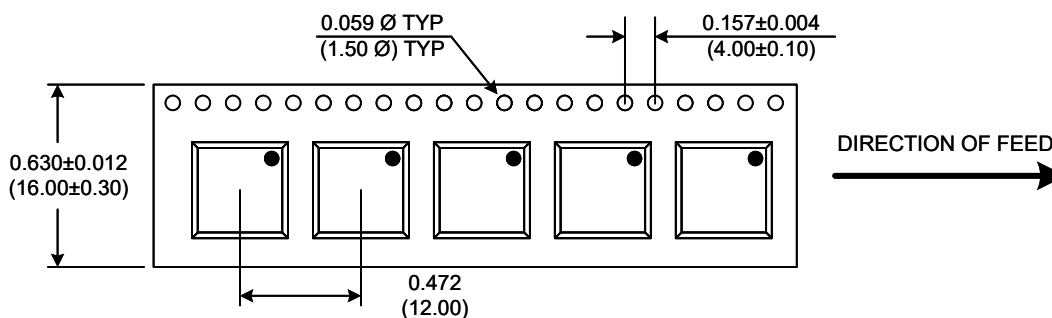




Pad	Connection
1	Vt
8	RF-OUTPUT
11	Vcc
Others	GROUND

- Unless otherwise specified, Dimensions are in: IN (mm)
- Pad Location Dimensions are in: Inches

### TAPE AND REEL



Drawing not to scale

#### Product Control:

Crystek Part Number:	CVCO33CL-0732-0732	Release Date:	22-May-2025
Revision Level:	C	Responsible:	C. Vales

Crystek Corporation reserves the right to make changes to its products and/or information contained herein without notice. No liability is assumed as a result of its use or application.