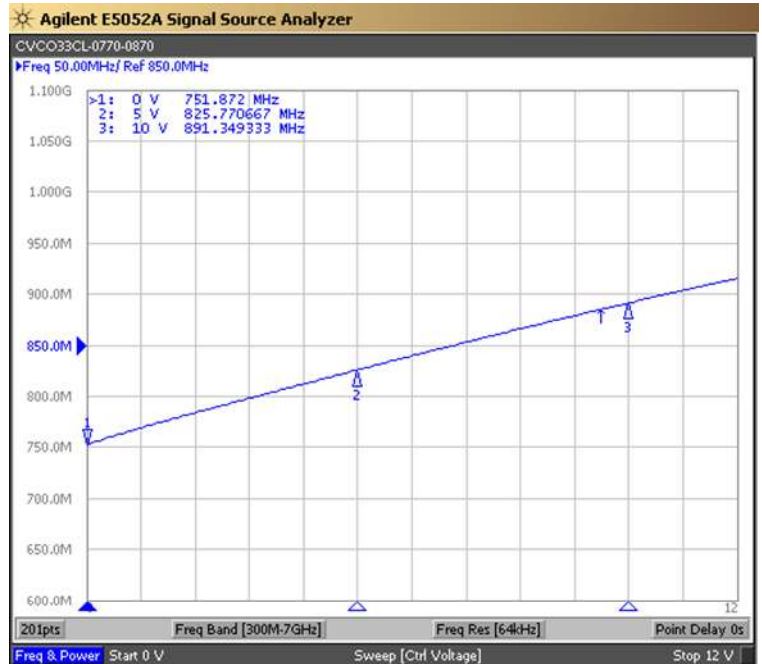
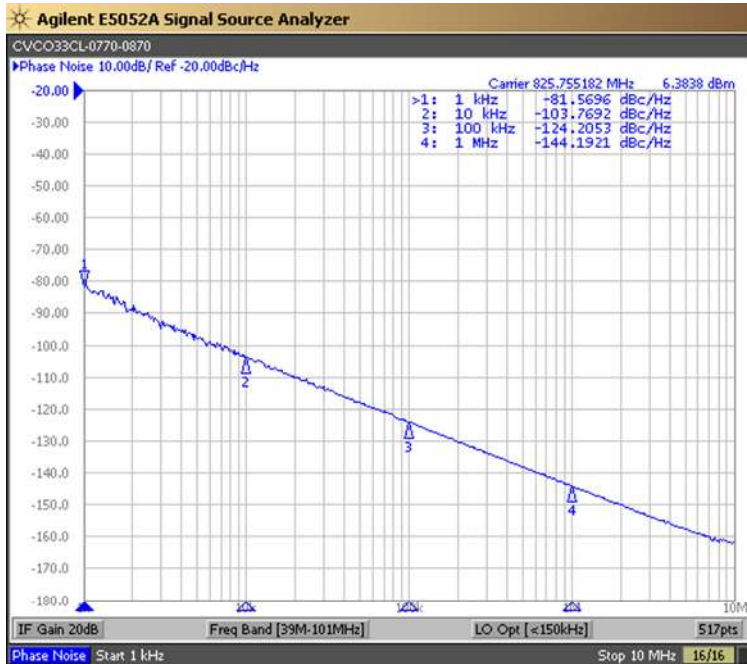




PERFORMANCE SPECIFICATION	MIN	TYP	MAX	UNITS
Lower Frequency:			770	MHz
Upper Frequency:	870			MHz
Tuning Voltage:	0		10	VDC
Supply Voltage:	4.75	5.0	5.25	VDC
Output Power:	+2.0	+3.5	+5.0	dBm
Supply Current:		6	12	mA
Harmonic Suppression (2 nd Harmonic):		-10	-5	dBc
Pushing:		0.5	1.0	MHz/V
Pulling, all Phases:		2.0	4.0	MHz pk-pk
Tuning Sensitivity:		10		MHz/V
Phase Noise @ 10kHz offset:		-106		dBc/Hz
Phase Noise @ 100kHz offset:		-126		dBc/Hz
Load Impedance:		50		Ω
Input Capacitance:			22	pF
Operating Temperature Range:	-40		+85	$^{\circ}\text{C}$
Storage Temperature Range:	-45		+90	$^{\circ}\text{C}$

Phase Noise (1 Hz BW, Typical)

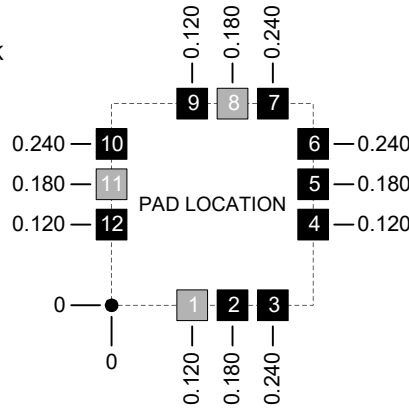
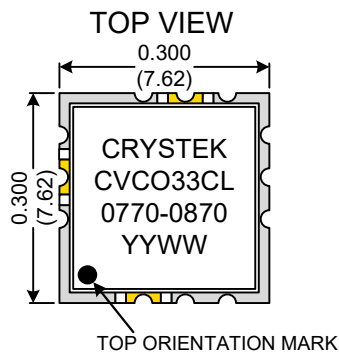
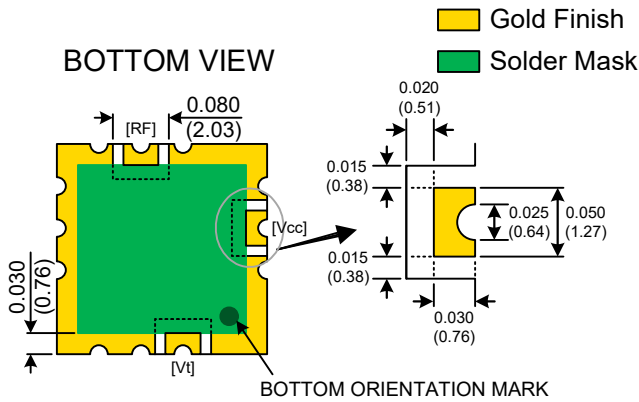

Tuning Curve (Typical)



Product Control:

Crystek Part Number:	CVCO33CL-0770-0870	Release Date:	28-Jul-2025
Revision Level:	J	Responsible:	C. Vales

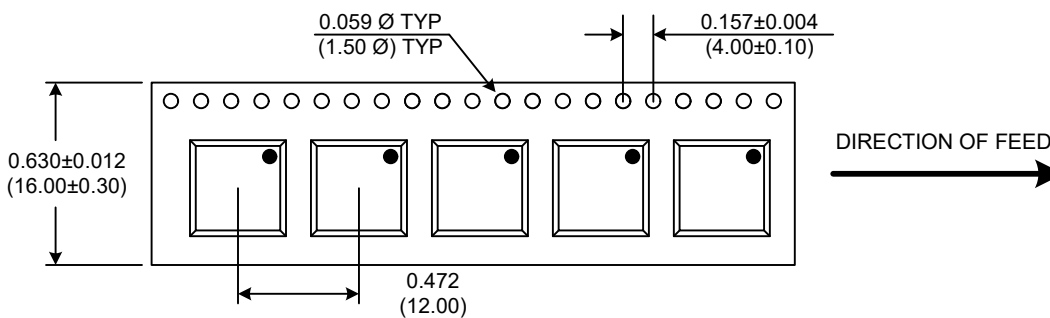




Pad	Connection
1	Vt
8	RF-OUTPUT
11	Vcc
Others	GROUND

- Unless otherwise specified, Dimensions are in: IN (mm)
- Pad Location Dimensions are in: Inches

TAPE AND REEL



Drawing not to scale

Product Control:

Crystek Part Number:	CVCO33CL-0770-0870	Release Date:	28-Jul-2025
Revision Level:	J	Responsible:	C. Vales

Crystek Corporation reserves the right to make changes to its products and/or information contained herein without notice. No liability is assumed as a result of its use or application.