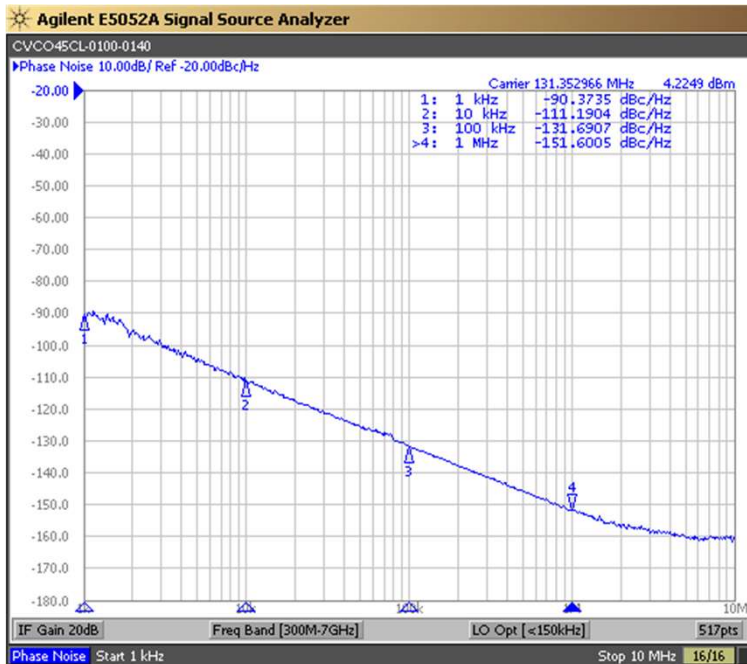
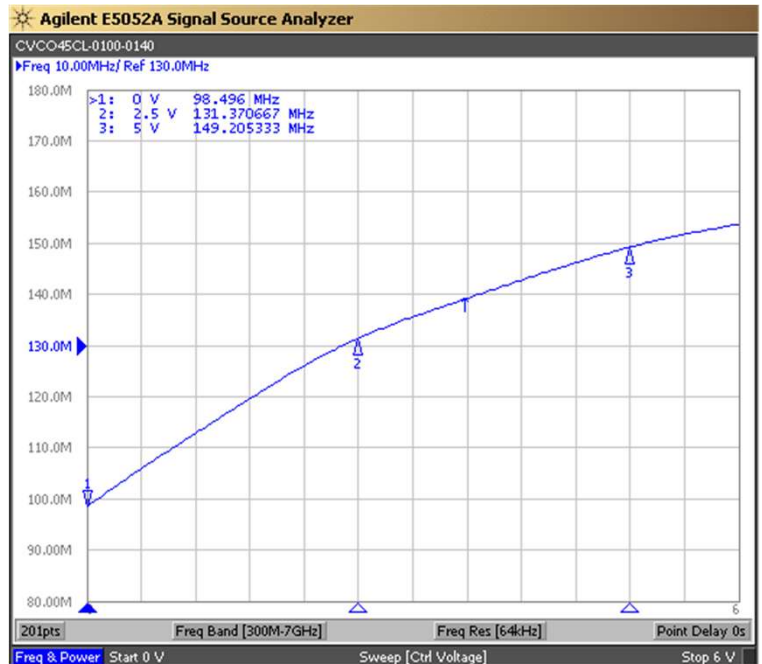


PERFORMANCE SPECIFICATION	MIN	TYP	MAX	UNITS
Lower Frequency:			100	MHz
Upper Frequency:	140			MHz
Tuning Voltage:	0		5.0	VDC
Supply Voltage:	2.85	3.0	3.15	VDC
Output Power:	0	+3.0	+6.0	dBm
Supply Current:		15		mA
Harmonic Suppression (2 nd Harmonic):		-15		dBc
Pushing:		2.0		MHz/V
Pulling, all Phases:		1.0	2.0	MHz pk-pk
Tuning Sensitivity:		10		MHz/V
Phase Noise @ 10kHz offset:		-110	-103	dBc/Hz
Phase Noise @ 100kHz offset:		-130	-123	dBc/Hz
Load Impedance:		50		Ω
Input Capacitance:			100	pF
Operating Temperature Range:	-40		+85	$^{\circ}$ C
Storage Temperature Range:	-45		+90	$^{\circ}$ C

Phase Noise (1 Hz BW, Typical)

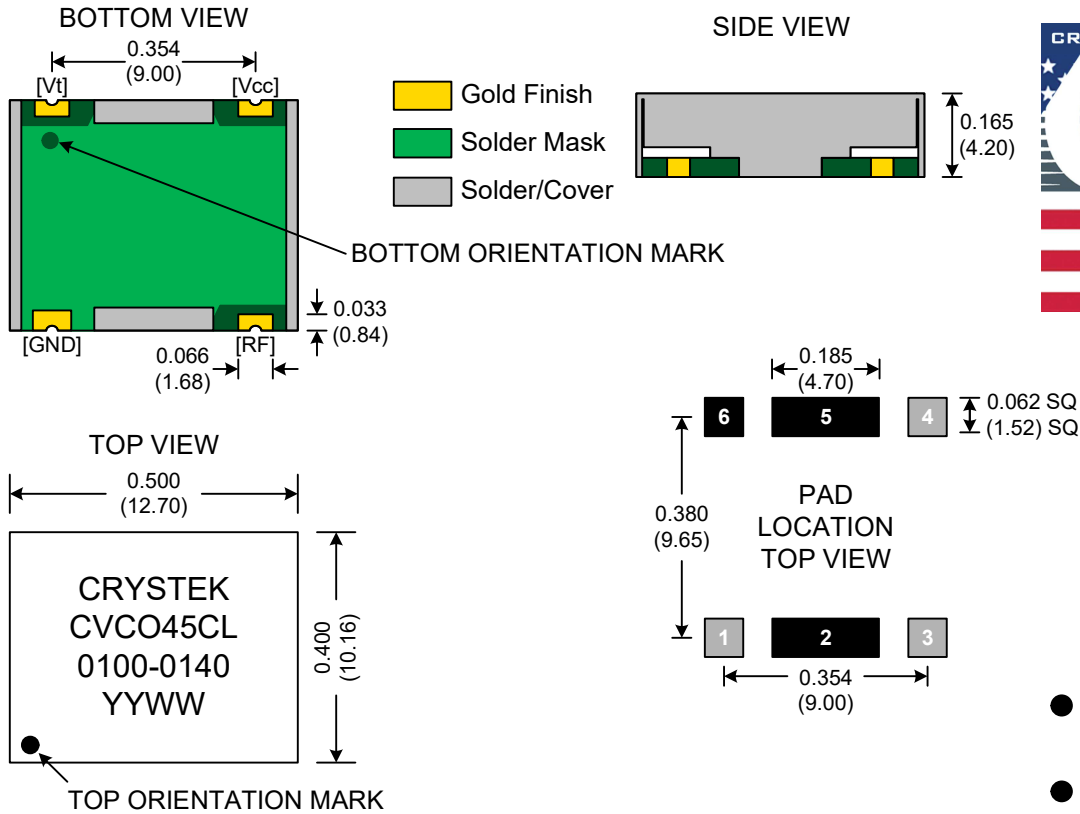


Tuning Curve (Typical)



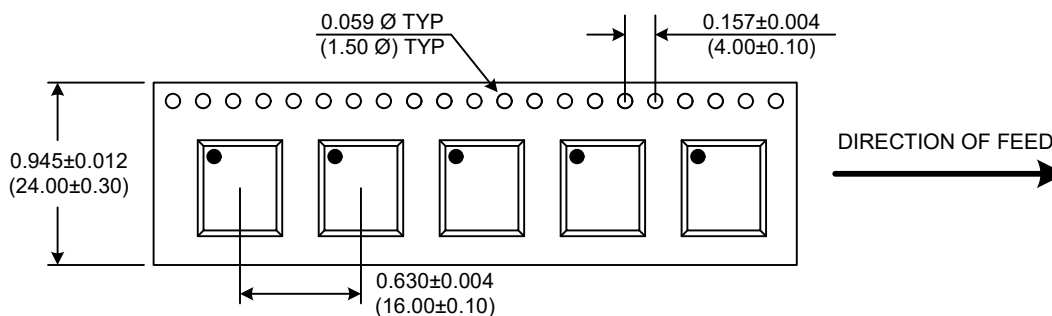
Product Control:

Crystek Part Number:	CVCO45CL-0100-0140	Release Date:	14-Aug-2025
Revision Level:	K	Responsible:	C. Vales



- Unless otherwise specified, Dimensions are in: IN (mm)
- Pad Location Dimensions are in: Inches

TAPE AND REEL



Drawing not to scale

Product Control:

Crystek Part Number:	CVCO45CL-0100-0140	Release Date:	14-Aug-2025
Revision Level:	K	Responsible:	C. Vales

Crystek Corporation reserves the right to make changes to its products and/or information contained herein without notice. No liability is assumed as a result of its use or application.