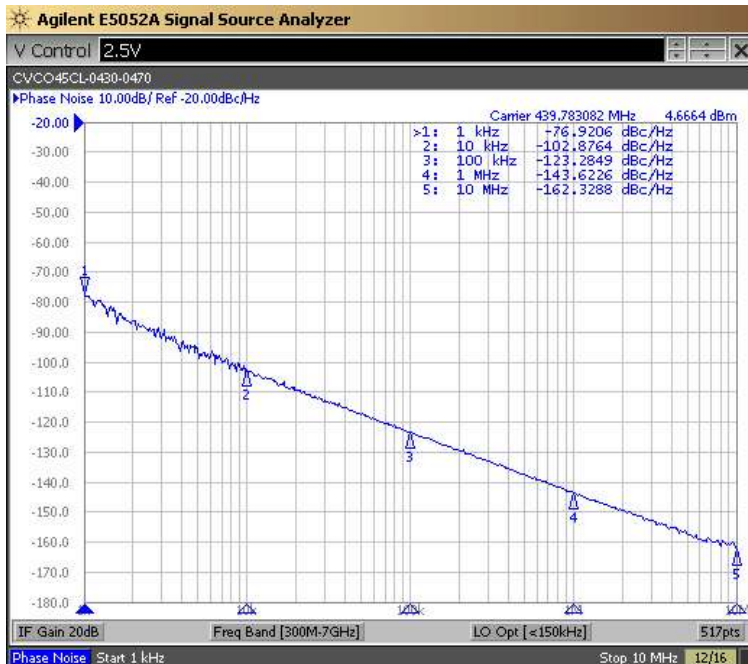


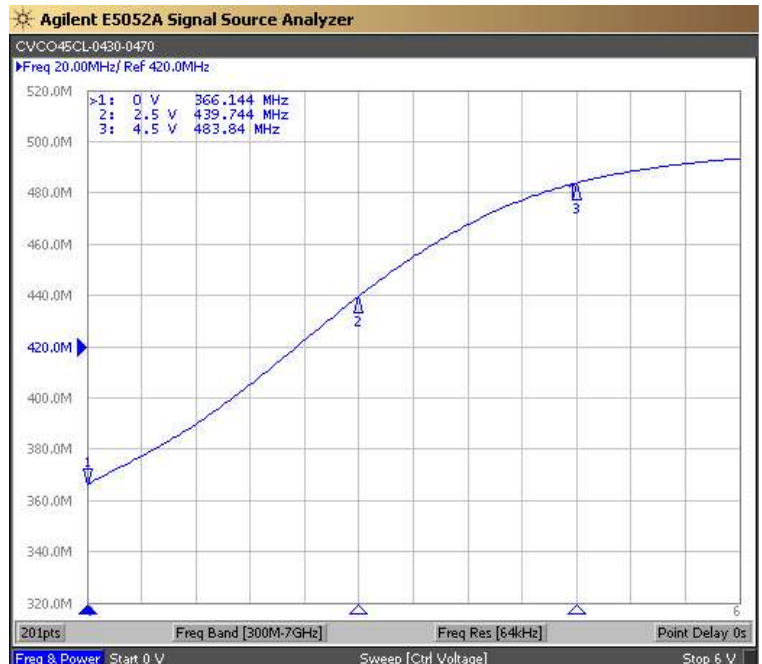


PERFORMANCE SPECIFICATION	MIN	TYP	MAX	UNITS
Lower Frequency:			430	MHz
Upper Frequency:	470			MHz
Tuning Voltage:	0		4.5	VDC
Supply Voltage:	4.75	5.0	5.25	VDC
Output Power:	+1.0	+4.0	+7.0	dBm
Supply Current:		10		mA
Harmonic Suppression (2 nd Harmonic):		-15		dBc
Pushing:		1.5		MHz/V
Pulling, all Phases:		1.0	2.0	MHz pk-pk
Tuning Sensitivity:		18		MHz/V
Phase Noise @ 10kHz offset:		-103		dBc/Hz
Phase Noise @ 100kHz offset:		-122		dBc/Hz
Load Impedance:		50		Ω
Input Capacitance:			100	pF
Operating Temperature Range:	-40		+85	$^{\circ}\text{C}$
Storage Temperature Range:	-45		+90	$^{\circ}\text{C}$

Phase Noise (1 Hz BW, Typical)

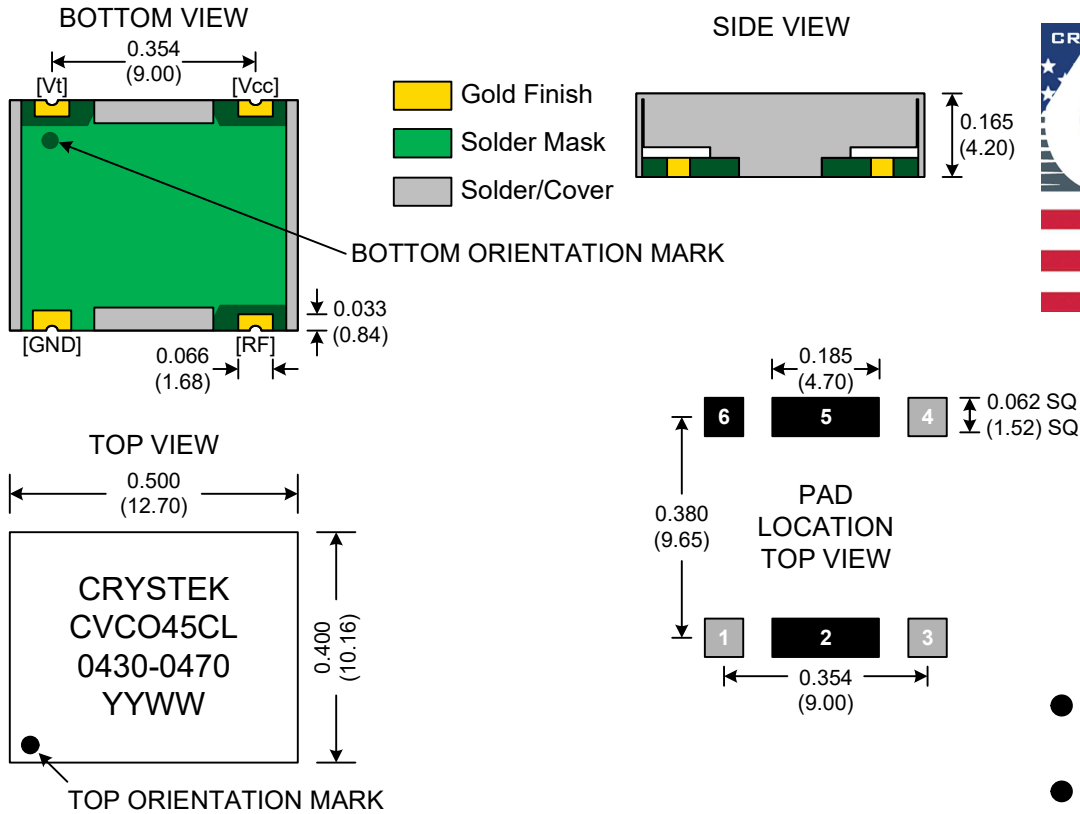


Tuning Curve (Typical)



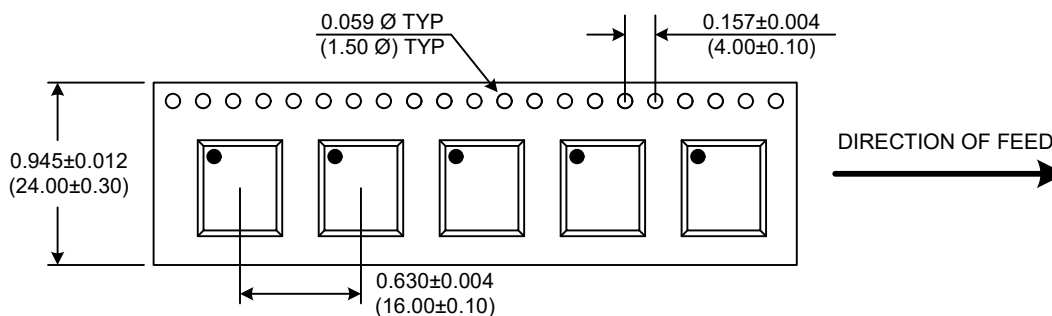
Product Control:

Crystek Part Number:	CVCO45CL-0430-0470	Release Date:	18-Aug-2025
Revision Level:	K	Responsible:	C. Vales



- Unless otherwise specified, Dimensions are in: IN (mm)
- Pad Location Dimensions are in: Inches

TAPE AND REEL



Drawing not to scale

Product Control:

Crystek Part Number:	CVCO45CL-0430-0470	Release Date:	18-Aug-2025
Revision Level:	K	Responsible:	C. Vales

Crystek Corporation reserves the right to make changes to its products and/or information contained herein without notice. No liability is assumed as a result of its use or application.