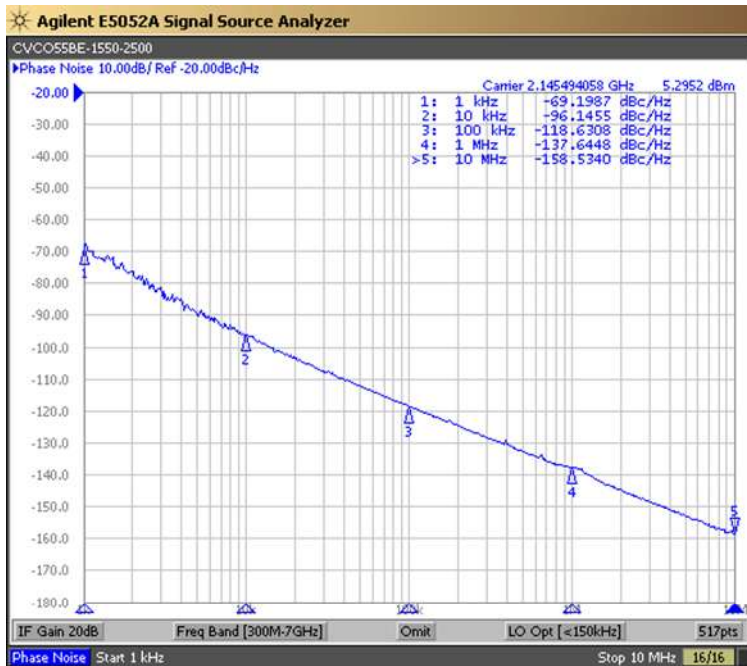


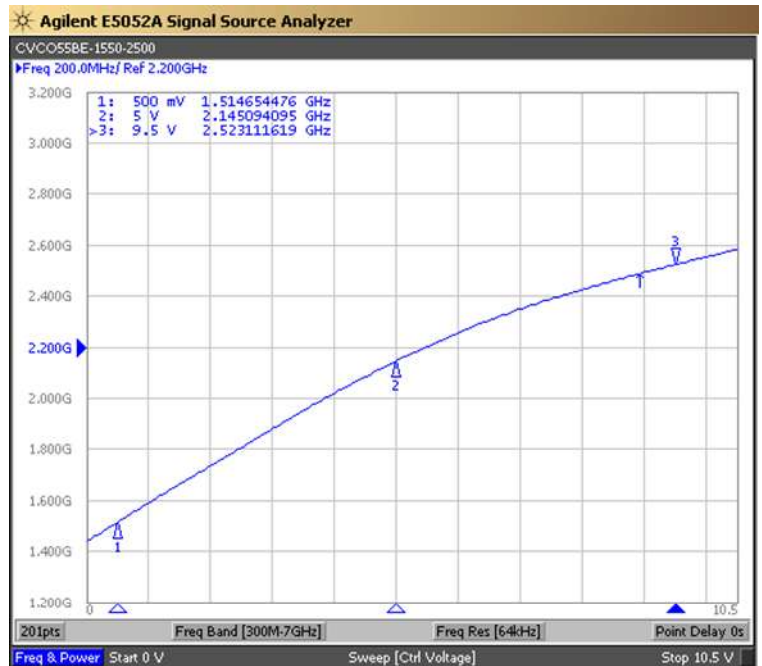


PERFORMANCE SPECIFICATION	MIN	TYP	MAX	UNITS
Lower Frequency:			1550	MHz
Upper Frequency:	2500			MHz
Tuning Voltage:	0.5		11.0	VDC
Supply Voltage:	9.75	10.0	10.25	VDC
Output Power:	+3.0	+6.0	+9.0	dBm
Supply Current:		13		mA
Harmonic Suppression (2 nd Harmonic):		-7		dBc
Pushing:		5.0		MHz/V
Pulling, all Phases:			23.0	MHz pk-pk
Tuning Sensitivity:		115		MHz/V
Phase Noise @ 10kHz offset:		-92	-86	dBc/Hz
Phase Noise @ 100kHz offset:		-112	-108	dBc/Hz
Load Impedance:		50		Ω
Input Capacitance:			50	pF
Operating Temperature Range:	-40		+75	$^{\circ}$ C
Storage Temperature Range:	-45		+90	$^{\circ}$ C

Phase Noise (1 Hz BW, Typical)

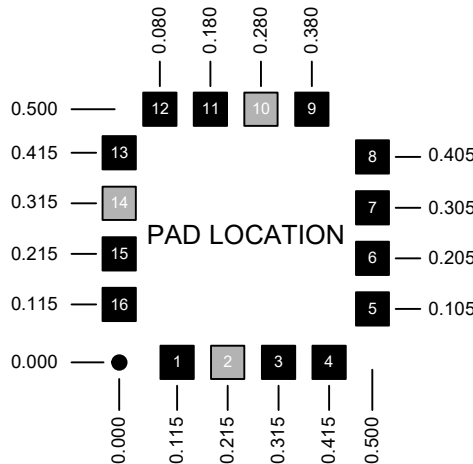
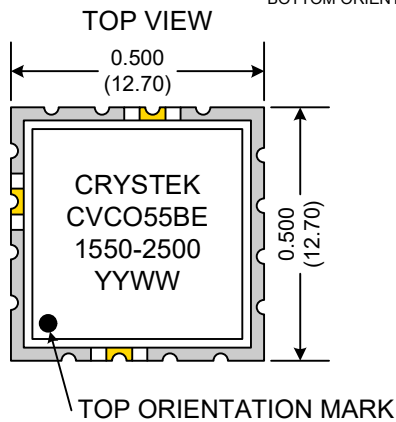
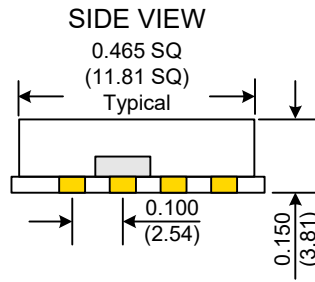
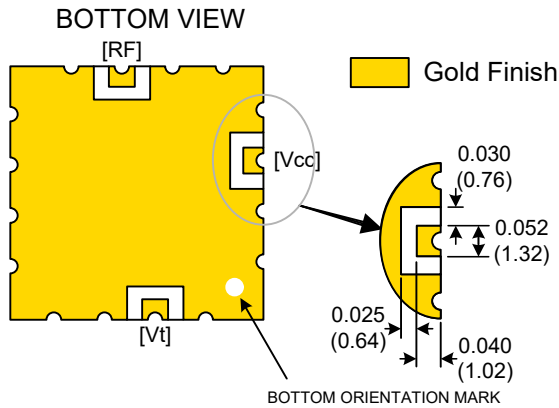


Tuning Curve (Typical)



Product Control:

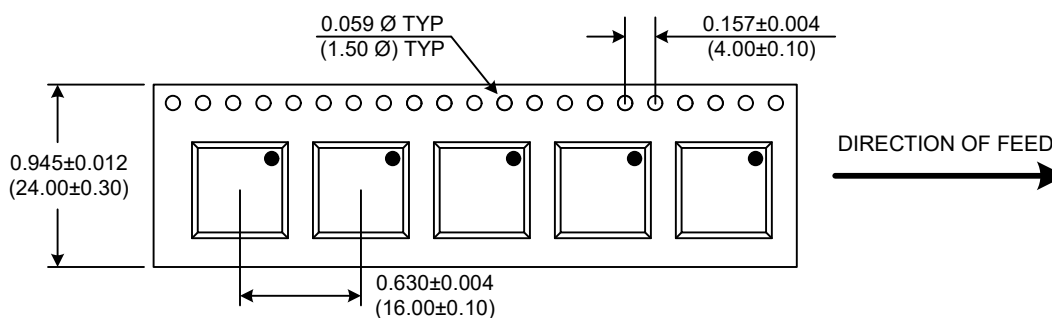
Crystek Part Number:	CVCO55BE-1550-2500	Release Date:	25-Feb-2026
Revision Level:	L	Responsible:	C. Vales



Pad	Connection
2	Vt
10	RF-OUTPUT
14	Vcc
Others	GROUND

- Unless otherwise specified, Dimensions are in: IN (mm)
- Pad Location Dimensions are in: Inches

TAPE AND REEL



Drawing not to scale

Product Control:

Crystek Part Number:	CVCO55BE-1550-2500	Release Date:	25-Feb-2026
Revision Level:	L	Responsible:	C. Vales

Crystek Corporation reserves the right to make changes to its products and/or information contained herein without notice. No liability is assumed as a result of its use or application.