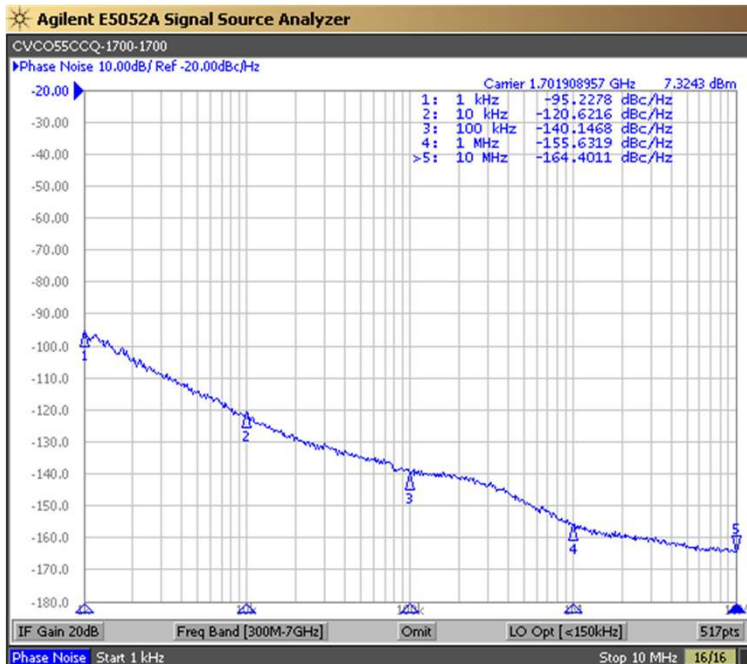


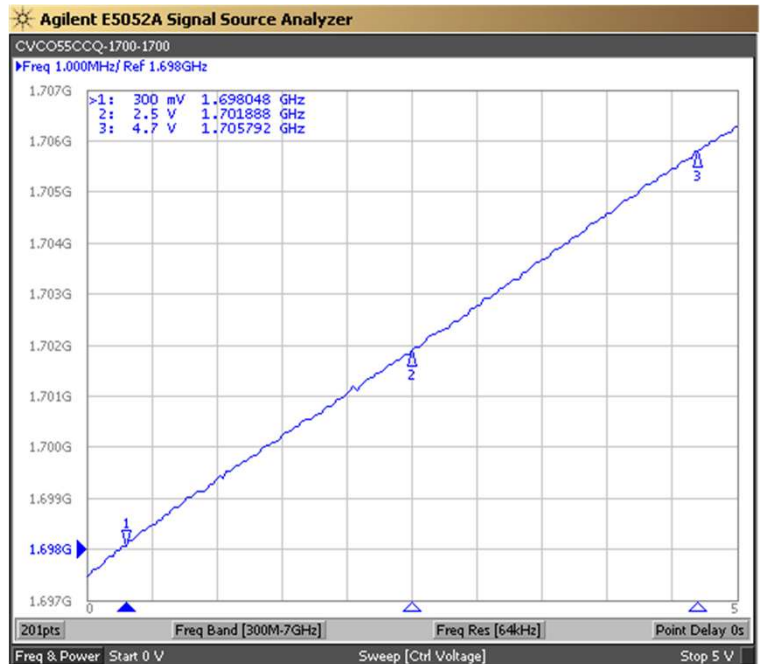


PERFORMANCE SPECIFICATION	MIN	TYP	MAX	UNITS
Lower Frequency:			1700	MHz
Upper Frequency:	1700			MHz
Tuning Voltage:	0.3		4.7	VDC
Supply Voltage:	7.6	8.0	8.4	VDC
Output Power:	+5.0	+7.0	+9.0	dBm
Supply Current:		29	35	mA
Harmonic Suppression (2 nd Harmonic):		-10	-5	dBc
Pushing:		0.5	1.0	MHz/V
Pulling, all Phases:		0.5	1.0	MHz pk-pk
Tuning Sensitivity:		7		MHz/V
Phase Noise @ 10kHz offset:		-120	-117	dBc/Hz
Phase Noise @ 100kHz offset:		-140	-137	dBc/Hz
Load Impedance:		50		Ω
Input Capacitance:			22	pF
Operating Temperature Range:	-40		+85	$^{\circ}$ C
Storage Temperature Range:	-45		+90	$^{\circ}$ C

Phase Noise (1 Hz BW, Typical)

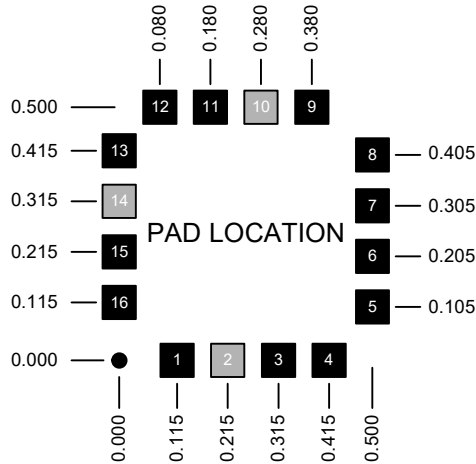
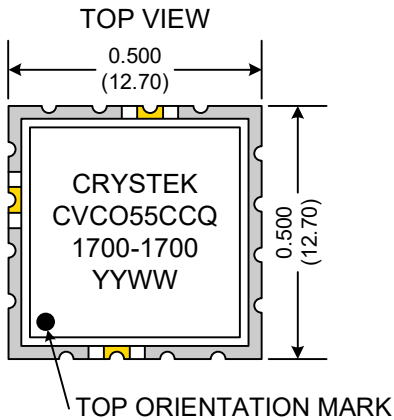
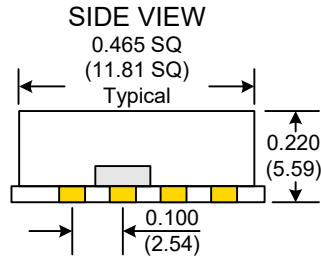
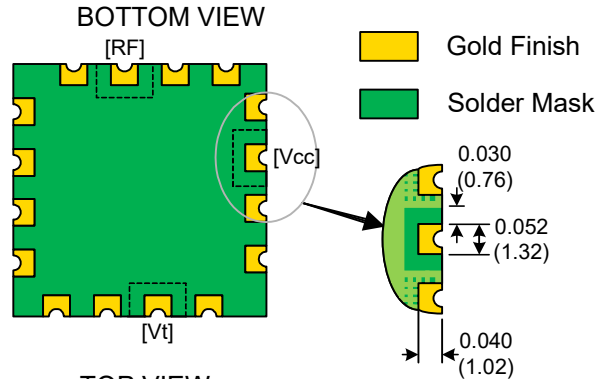


Tuning Curve (Typical)



Product Control:

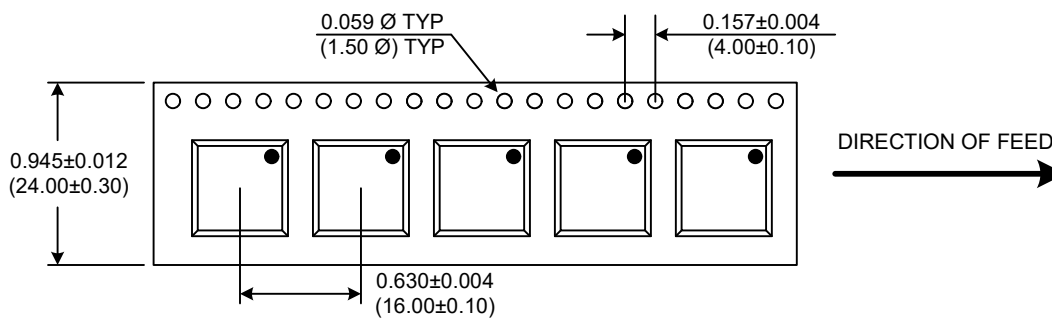
Crystek Part Number:	CVCO55CCQ-1700-1700	Release Date:	12-Aug-2025
Revision Level:	D	Responsible:	C. Vales



Pad	Connection
2	Vt
10	RF-OUTPUT
14	Vcc
Others	GROUND

- Unless otherwise specified, Dimensions are in: $\frac{IN}{(mm)}$
- Pad Location Dimensions are in: Inches

TAPE AND REEL



Drawing not to scale

Product Control:

Crystek Part Number:	CVCO55CCQ-1700-1700	Release Date:	12-Aug-2025
Revision Level:	D	Responsible:	C. Vales

Crystek Corporation reserves the right to make changes to its products and/or information contained herein without notice. No liability is assumed as a result of its use or application.