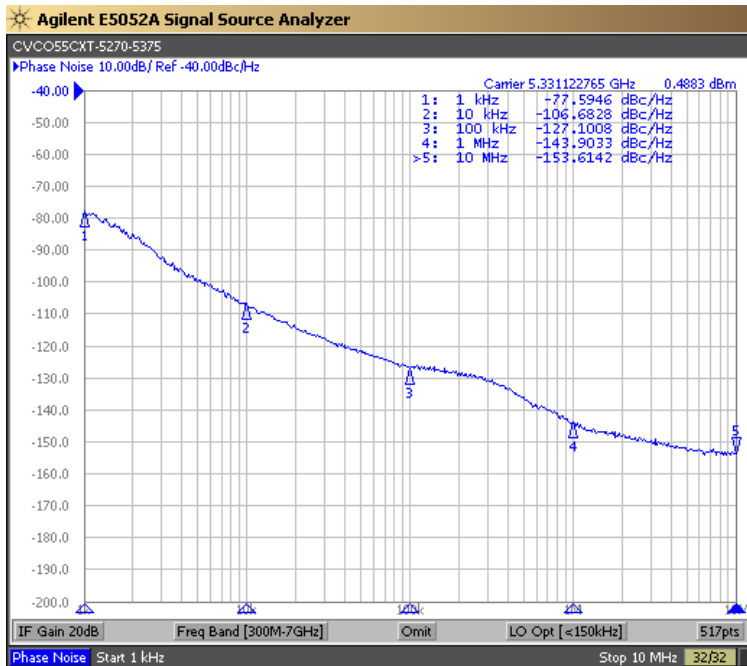


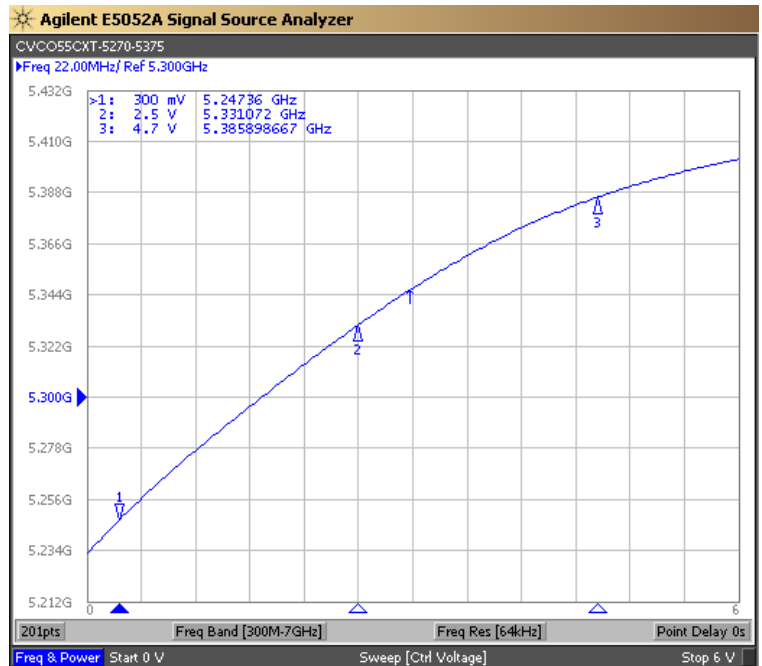


PERFORMANCE SPECIFICATION	MIN	TYP	MAX	UNITS
Lower Frequency:			5270	MHz
Upper Frequency:	5375			MHz
Tuning Voltage:	0.3		4.7	VDC
Supply Voltage:	4.75	5.0	5.25	VDC
Output Power:	-3.0	0	+3.0	dBm
Supply Current:		20	30	mA
Harmonic, F×(0.5):		-30	-20	dBc
Harmonic, F×(1.5):		-35	-25	dBc
Harmonic, F×(2.0):		-30	-20	dBc
Pushing:		1.5	3.0	MHz/V
Pulling, all Phases:		0.5	1.0	MHz pk-pk
Tuning Sensitivity:		35		MHz/V
Phase Noise @ 10kHz offset:		-102	-99	dBc/Hz
Load Impedance:		50		Ω
Input Capacitance:			10	pF
Operating Temperature Range:	-40		+85	°C
Storage Temperature Range:	-45		+90	°C

Phase Noise (1 Hz BW, Typical)

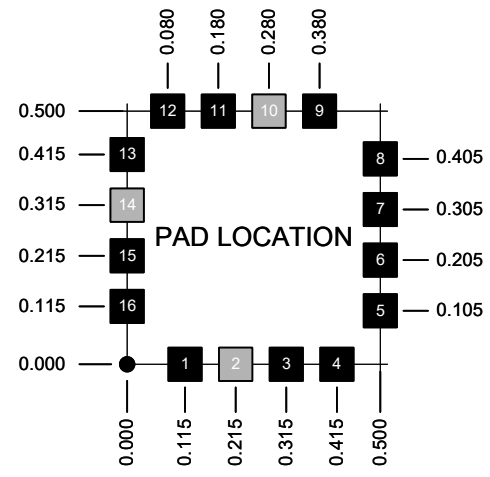
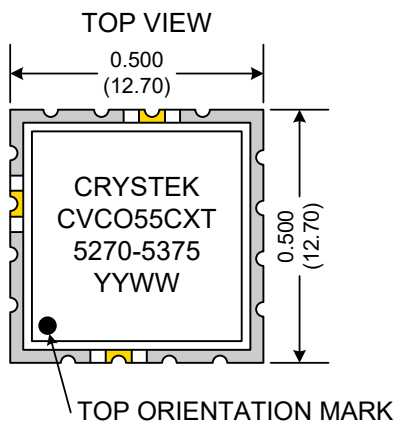
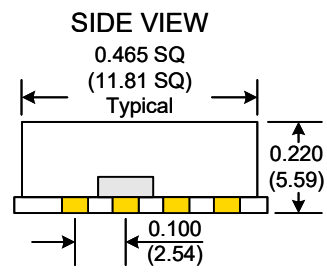
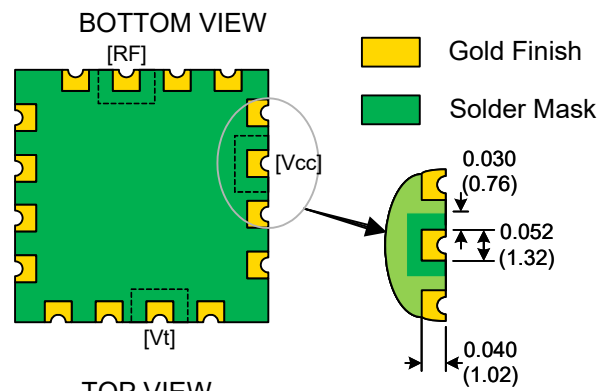


Tuning Curve (Typical)



Product Control:

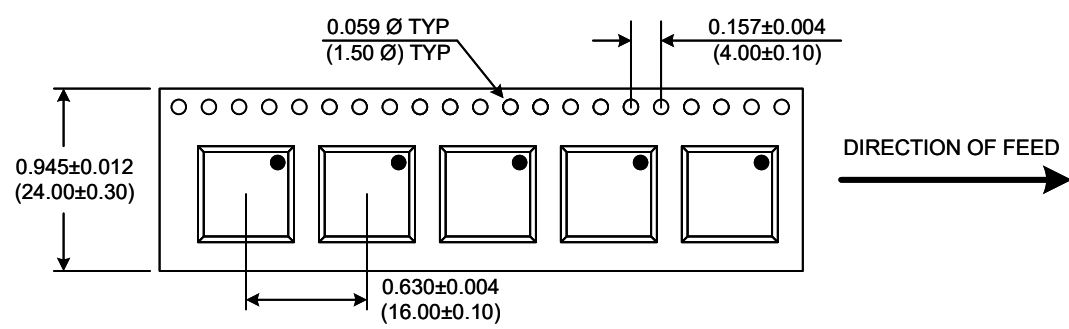
Crystek Part Number:	CVCO55CXT-5270-5375	Release Date:	27-May-2025
Revision Level:	C	Responsible:	C. Vales



Pad	Connection
2	Vt
10	RF-OUTPUT
14	Vcc
Others	GROUND

- Unless otherwise specified, Dimensions are in: $\frac{IN}{(mm)}$
- Pad Location Dimensions are in: Inches

TAPE AND REEL



Drawing not to scale

Product Control:

Crystek Part Number:	CVCO55CXT-5270-5375	Release Date:	27-May-2025
Revision Level:	C	Responsible:	C. Vales

Crystek Corporation reserves the right to make changes to its products and/or information contained herein without notice. No liability is assumed as a result of its use or application.