

Temperature Compensated Crystal Oscillator Voltage Trim Option Available

CXOS / CXOSV Model 14 Pin DIP, 3.3V & 5.0V, Clipped Sine

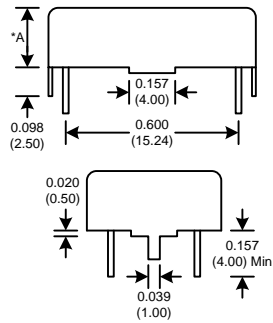
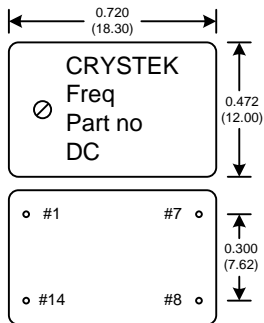
Frequency Range:	8MHz to 30MHz 3.3V limited to 25.6MHz
Frequency Stability:	±1ppm to ±5ppm
Freq. Stability vs Volt:	±0.5ppm Max
Freq. Stability vs Load:	±0.3ppm Max
Temperature Range:	-40°C to 85°C
Storage:	-45°C to 90°C
Input Voltage:	3.3V or 5V ± 5%
Mech. Trim Range:	±3ppm Min Voltage Trim Pin 1 (Option V)
Input Current:	3mA Typ, 5mA Max
Output:	Clipped Sinewave
Output Voltage:	5V = 1.0Vpp Min 3.3V = 0.8Vpp Min
Load:	20K Ohm / 5pF Max
Phase Noise Typ.:	
10Hz	-100dBc/Hz
100Hz	-130dBc/Hz
1KHz	-140dBc/Hz
10KHz	-145dBc/Hz
100KHz	-150dBc/Hz
Aging:	<1ppm Max/Yr



Designed to meet today's requirements for tighter frequency stability tolerance while reducing unit cost.

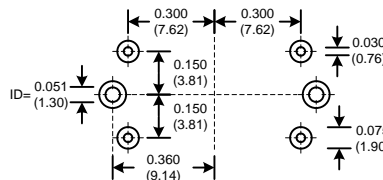
VCTCXO Specification

Voltage Trim Pin 1: ± 5ppm Min
Control Voltage: (5V) 2.5V ± 2.5V
(3.3V) 1.65V ± 1.65V



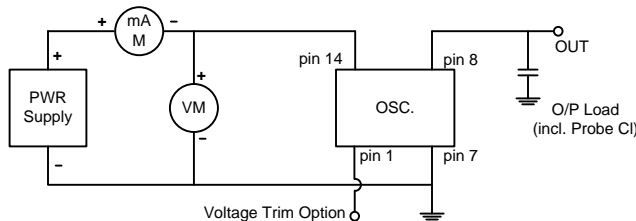
Dimensions inches (mm)
All dimensions are Max unless otherwise specified.

Suggested PCB Layout



PIN	Function
1	VT or NC
7	GND
8	OUT
14	Vcc

*A	0.178 (4.50)
	0.197 (5.00)



Crystek Part Number Guide

CXOSV - 4 B C 3 - 25.000

- #1 Crystek TCXO Clipped Sine
- #2 V or blank = (V = Volt. Trim) (Blank = Mech. Trim)
- #3 4 or blank = Height (4 = 4.5mm)(Blank = 5mm)
- #4 Letter = Operating Temperature (see table 1)
- #5 Letter = Frequency Stability (see table 1)
- #6 3 or blank = Input Volt (3 = 3.3 volts) (Blank = 5V)
- #7 Frequency in MHz: 3 or 6 decimal places

Example:
 CXOS-4BC3-25.000 = mech. trim, 4.5mm, -10/60, ±2.5ppm, 3.3V, 25.000MHz
 CXOSV-4BC3-25.000 = volt. trim, 4.5mm, -10/60, ±2.5ppm, 3.3V, 25.000MHz

	Operating Temperature	Freq. Stability (± ppm)						
		A	B	C	D	E	F	
A	0°C to 50°C	1.0	1.5	2.0	2.5	3.0	4.0	5.0
B	-10°C to 60°C			2.0	2.5	3.0	4.0	5.0
C	-10°C to 70°C			2.0	2.5	3.0	4.0	5.0
D	-20°C to 70°C			2.0	2.5	3.0	4.0	5.0
E	-30°C to 60°C			2.0	2.5	3.0	4.0	5.0
F	-30°C to 70°C			2.0	2.5	3.0	4.0	5.0
G	-30°C to 75°C			2.0	2.5	3.0	4.0	5.0
H	-40°C to 85°C					3.0	4.0	5.0
		P	A	B	C	D	E	F

Table 1

Specifications subject to change without notice.

TD-020812 Rev. F