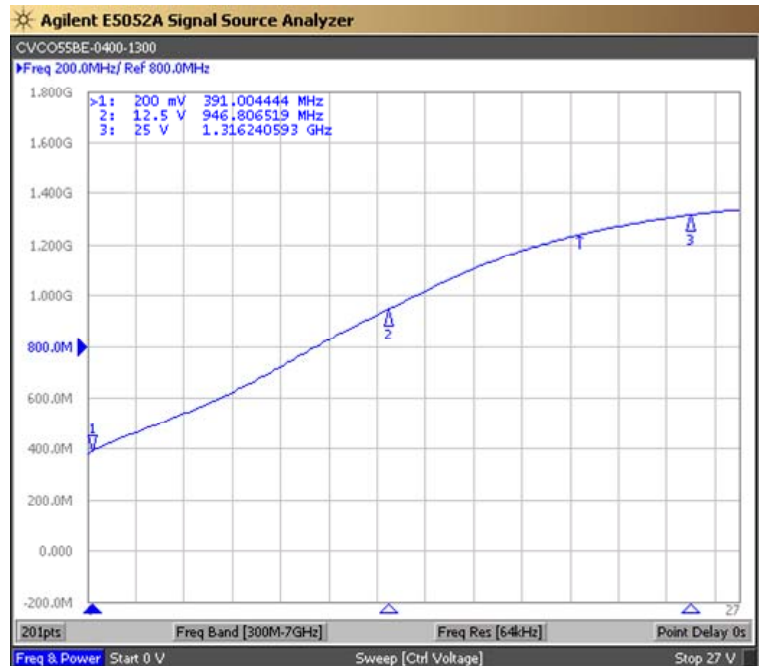
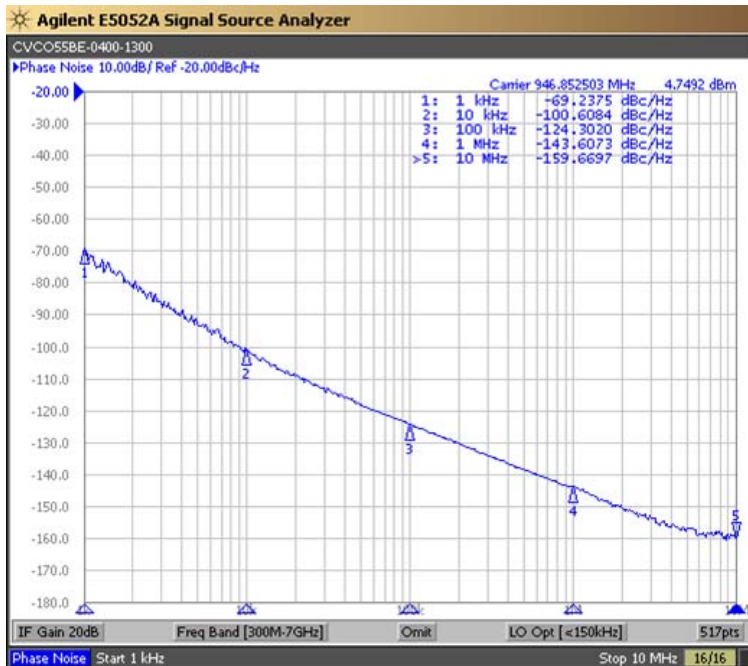




PERFORMANCE SPECIFICATION	MIN	TYP	MAX	UNITS
Lower Frequency:			400	MHz
Upper Frequency:	1300			MHz
Tuning Voltage:	0.2		25.0	VDC
Supply Voltage:	4.75	5.0	5.25	VDC
Output Power:	+2.5	+6.5	+10.5	dBm
Supply Current:		32	40	mA
Harmonic Suppression (2 nd Harmonic):		-10		dBc
Pushing:		2.0	4.0	MHz/V
Pulling, all Phases:		5.0	10.0	MHz pk-pk
Tuning Sensitivity:		50	90	MHz/V
Phase Noise @ 10kHz offset:		-93		dBc/Hz
Phase Noise @ 100kHz offset:		-113		dBc/Hz
Load Impedance:		50		Ω
Input Capacitance:			150	pF
Operating Temperature Range:	-25		+80	$^{\circ}$ C
Storage Temperature Range:	-45		+90	$^{\circ}$ C

Phase Noise (1 Hz BW, Typical)

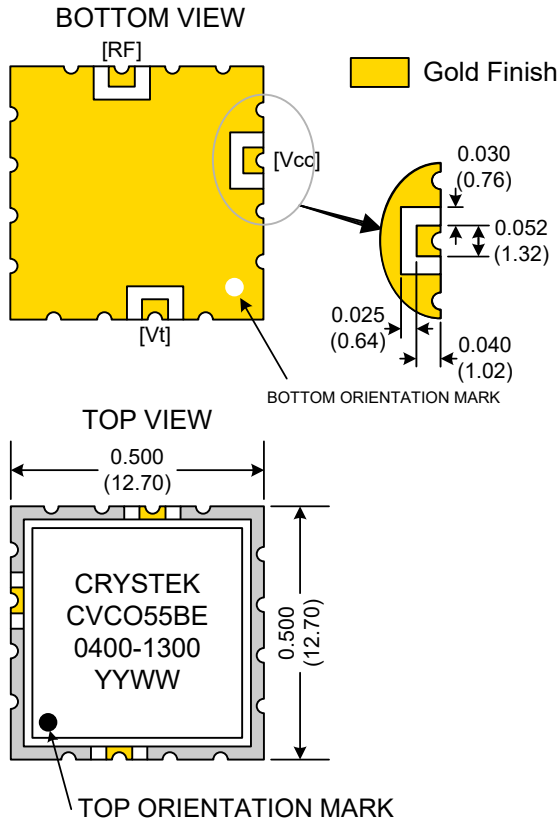
Tuning Curve (Typical)



Product Control:

Crystek Part Number:	CVCO55BE-0400-1300	Release Date:	01-Aug-2018
Revision Level:	C	Responsible:	C. Vales

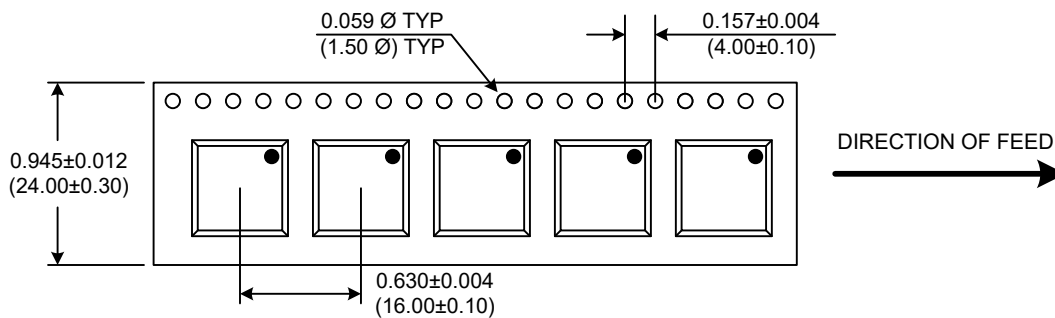




Pad	Connection
2	Vt
10	RF-OUTPUT
14	Vcc
Others	GROUND

- Unless otherwise specified, Dimensions are in: $\frac{IN}{(mm)}$
- Pad Location Dimensions are in: Inches

TAPE AND REEL



Drawing not to scale

Product Control:

Crystek Part Number:	CVCO55BE-0400-1300	Release Date:	01-Aug-2018
Revision Level:	C	Responsible:	C. Vales

Specification is subject to change without notice

Page 2 of 2