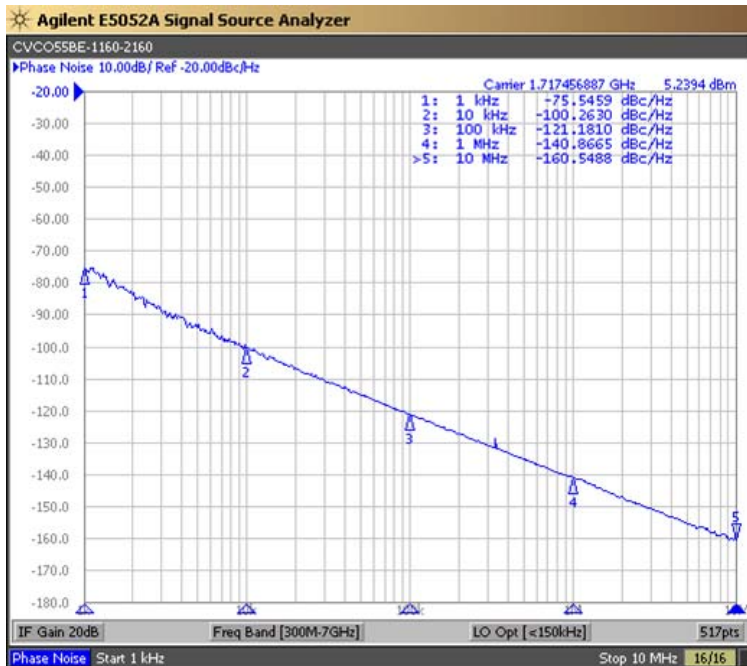


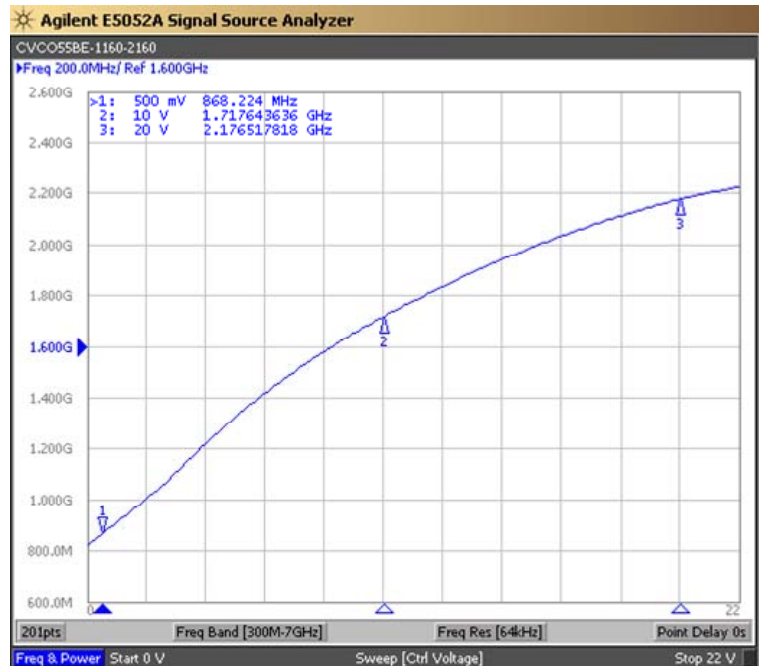


PERFORMANCE SPECIFICATION	MIN	TYP	MAX	UNITS
Lower Frequency:			1160	MHz
Upper Frequency:	2160			MHz
Tuning Voltage:	0.5		20.0	VDC
Supply Voltage:	9.5	10.0	10.5	VDC
Output Power:	+2.0	+4.5	+7.0	dBm
Supply Current:			30	mA
Harmonic Suppression (2 <sup>nd</sup> Harmonic):		-11		dBc
Pushing:			1.5	MHz/V
Pulling, all Phases:			10.0	MHz pk-pk
Tuning Sensitivity:		77		MHz/V
Phase Noise @ 10kHz offset:		-97		dBc/Hz
Phase Noise @ 100kHz offset:		-117		dBc/Hz
Load Impedance:		50		$\Omega$
Input Capacitance:			33	pF
Operating Temperature Range:	-40		+85	$^{\circ}$ C
Storage Temperature Range:	-45		+90	$^{\circ}$ C

Phase Noise (1 Hz BW, Typical)



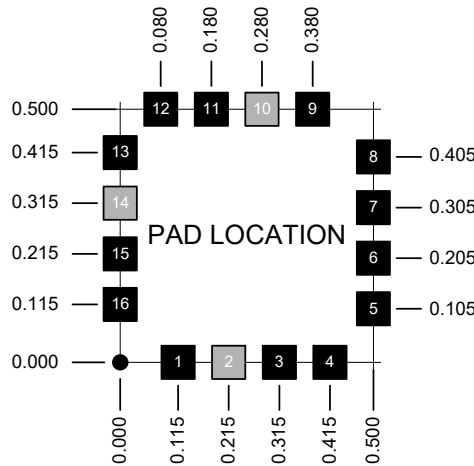
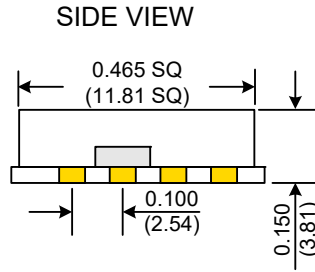
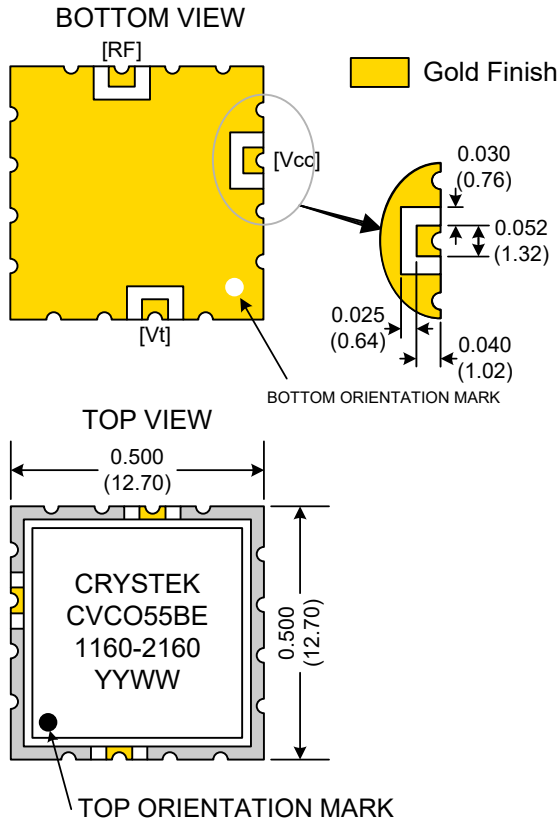
Tuning Curve (Typical)



**Product Control:**

Crystek Part Number:	CVCO55BE-1160-2160	Release Date:	08-Nov-2017
Revision Level:	D	Responsible:	C. Vales

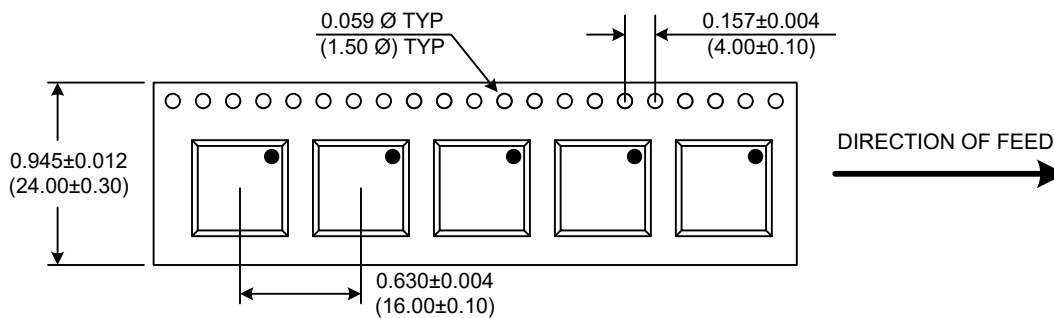




Pad	Connection
2	Vt
10	RF-OUTPUT
14	Vcc
Others	GROUND

- Unless otherwise specified, Dimensions are in:  $\frac{IN}{(mm)}$
- Pad Location Dimensions are in: Inches

**TAPE AND REEL**



Drawing not to scale

**Product Control:**

Crystek Part Number:	CVCO55BE-1160-2160	Release Date:	08-Nov-2017
Revision Level:	D	Responsible:	C. Vales

Specification is subject to change without notice