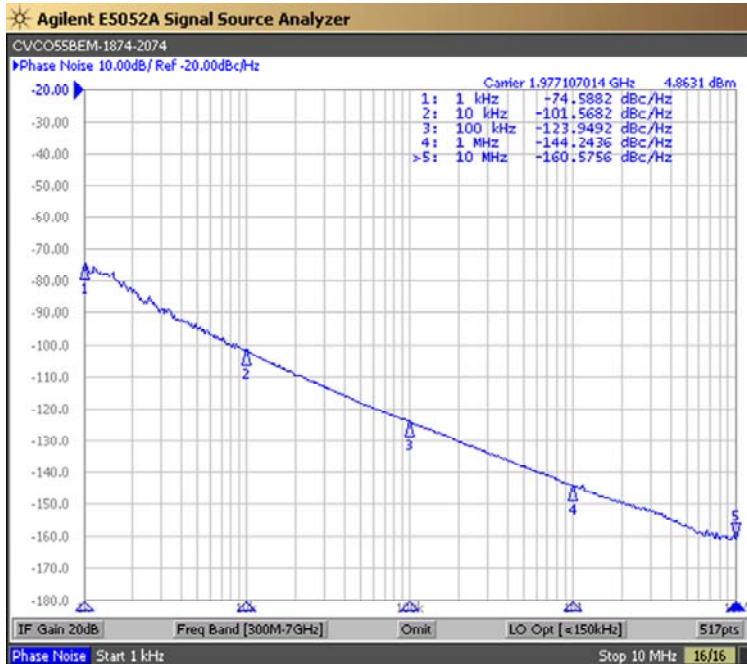


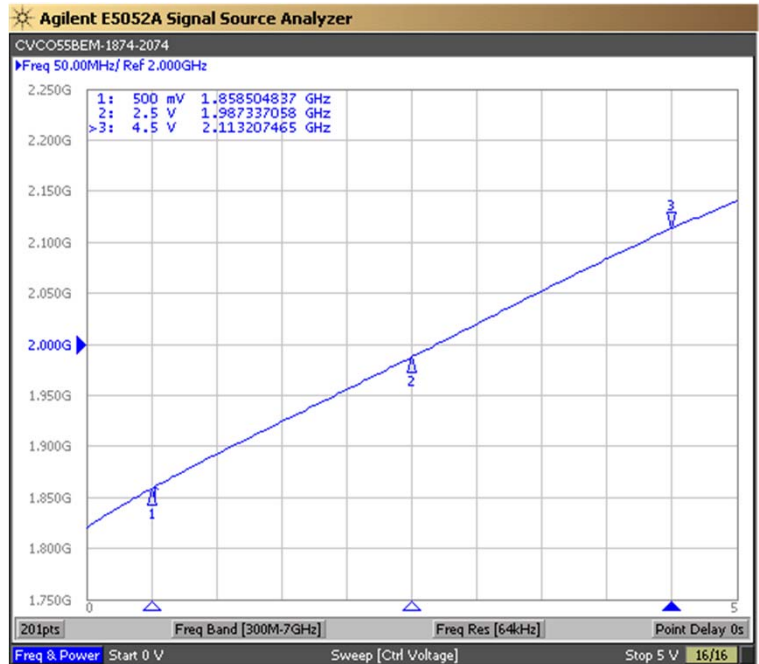


| PERFORMANCE SPECIFICATION                        | MIN  | TYP  | MAX  | UNITS              |
|--|------|------|------|--------------------|
| Lower Frequency:                                 |      |      | 1874 | MHz                |
| Upper Frequency:                                 | 2074 |      |      | MHz                |
| Tuning Voltage:                                  | 0.5  |      | 4.5  | VDC                |
| Supply Voltage:                                  | 4.75 | 5.0  | 5.25 | VDC                |
| Output Power:                                    | +3.0 | +5.0 | +7.0 | dBm                |
| Supply Current:                                  |      |      | 35   | mA                 |
| Harmonic Suppression (2 <sup>nd</sup> Harmonic): |      | -10  |      | dBc                |
| Pushing:   |      |      | 2.0  | MHz/V              |
| Pulling, all Phases:                             |      |      | 12.0 | MHz pk-pk          |
| Tuning Sensitivity:                              |      | 75   |      | MHz/V              |
| Phase Noise @ 10kHz offset:                      |      | -100 |      | dBc/Hz             |
| Phase Noise @ 100kHz offset:                     |      | -118 |      | dBc/Hz             |
| Load Impedance:                                  |      | 50   |      | $\Omega$           |
| Input Capacitance:                               |      |      | 32   | pF                 |
| Operating Temperature Range:                     | -40  |      | +85  | $^{\circ}\text{C}$ |
| Storage Temperature Range:                       | -45  |      | +90  | $^{\circ}\text{C}$ |

Phase Noise (1 Hz BW, Typical)

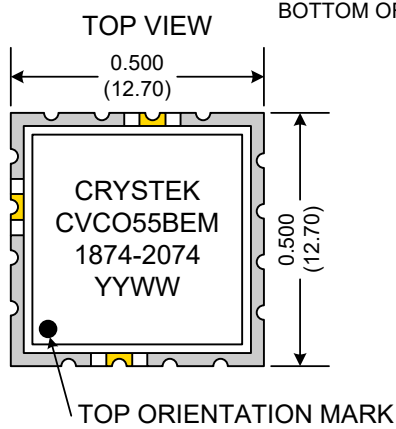
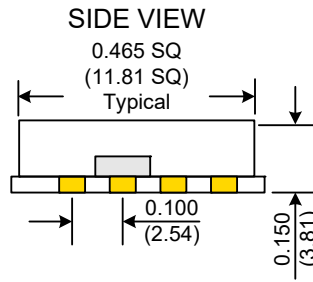
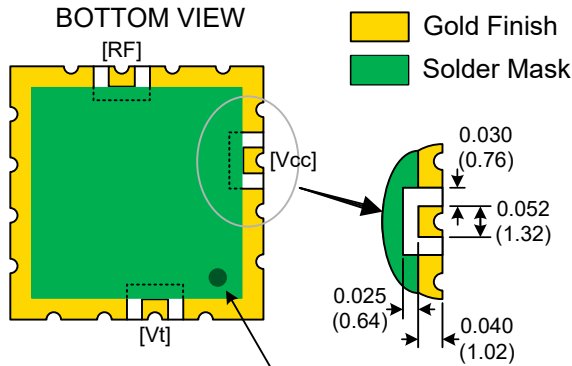


Tuning Curve (Typical)

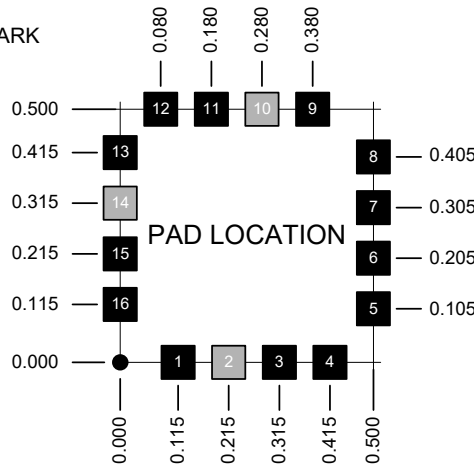


**Product Control:**

|                      |                     |               |             |
|----------------------|---------------------|---------------|-------------|
| Crystek Part Number: | CVCO55BEM-1874-2074 | Release Date: | 30-Jan-2020 |
| Revision Level:      | A                   | Responsible:  | C. Vales    |



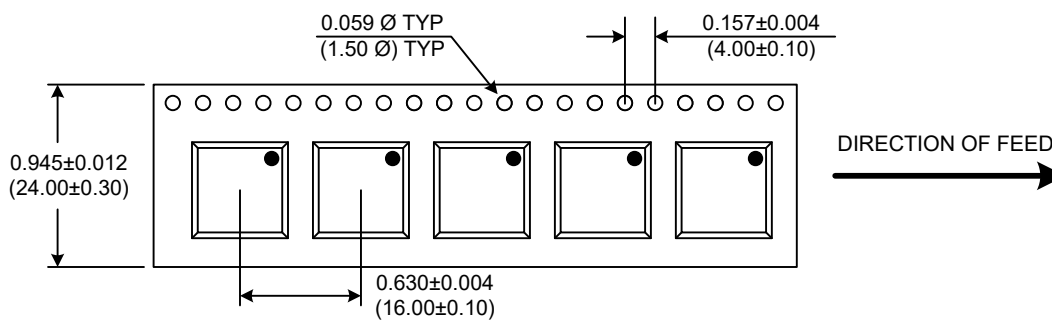
**BOTTOM ORIENTATION MARK**



| Pad    | Connection |
|--------|------------|
| 2      | Vt         |
| 10     | RF-OUTPUT  |
| 14     | Vcc        |
| Others | GROUND     |

- Unless otherwise specified, Dimensions are in:  $\frac{IN}{(mm)}$
- Pad Location Dimensions are in: Inches

**TAPE AND REEL**



Drawing not to scale

**Product Control:**

|                      |                     |               |             |
|----------------------|---------------------|---------------|-------------|
| Crystek Part Number: | CVCO55BEM-1874-2074 | Release Date: | 30-Jan-2020 |
| Revision Level:      | A                   | Responsible:  | C. Vales    |

Crystek Corporation reserves the right to make changes to its products and/or information contained herein without notice. No liability is assumed as a result of its use or application.