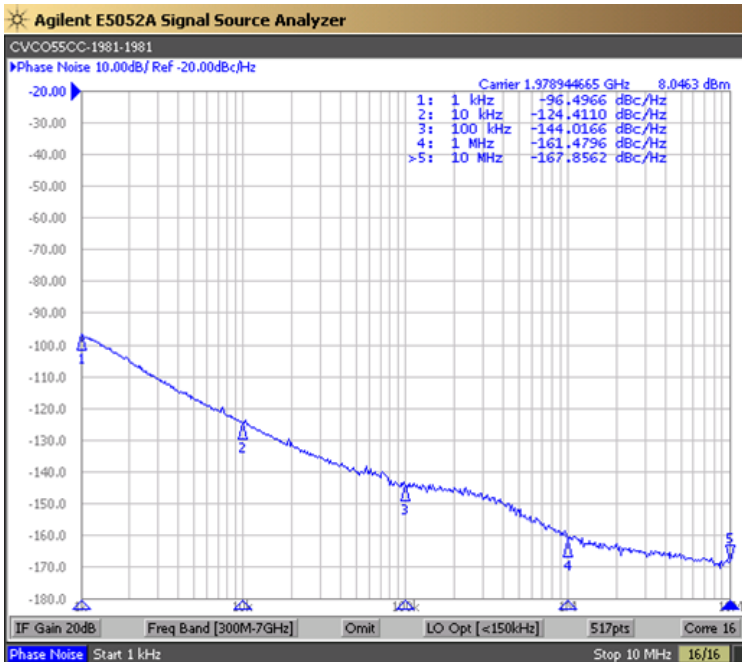


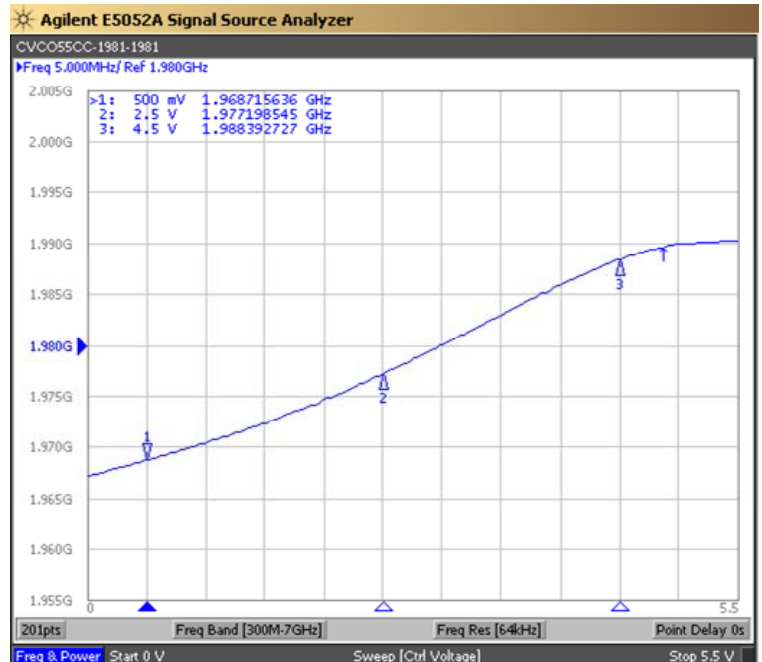


PERFORMANCE SPECIFICATION	MIN	TYP	MAX	UNITS
Lower Frequency:			1981	MHz
Upper Frequency:	1981			MHz
Tuning Voltage:	0.5		4.5	VDC
Supply Voltage:	7.6	8.0	8.4	VDC
Output Power:	+5.0	+7.0	+9.0	dBm
Supply Current:			36	mA
Harmonic Suppression (2 nd Harmonic)		-20	-15	dBc
Pushing:		0.5	1.0	MHz/V
Pulling, all Phases:			1.0	MHz pk-pk
Tuning Sensitivity:		5		MHz/V
Phase Noise @ 1kHz offset:		-96	-90	dBc/Hz
Phase Noise @ 10kHz offset:		-121	-116	dBc/Hz
Phase Noise @ 100kHz offset:		-141	-136	dBc/Hz
Phase Noise @ 1MHz offset:		-161	-155	dBc/Hz
Phase Noise @ 10MHz offset:		-164	-159	dBc/Hz
Load Impedance:		50		Ω
Input Capacitance:			18	pF
Operating Temperature Range:	-40		+85	$^{\circ}\text{C}$
Storage Temperature Range:	-45		+90	$^{\circ}\text{C}$

Phase Noise (1 Hz BW, Typical)



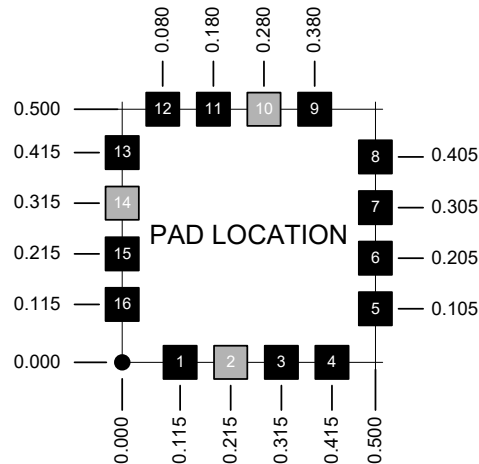
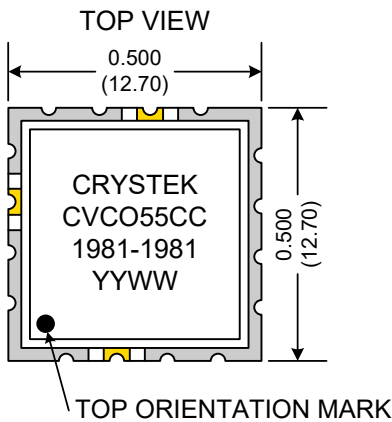
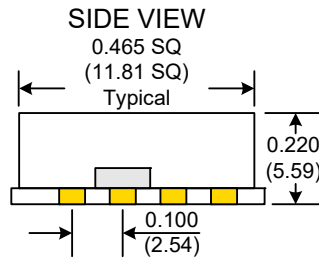
Tuning Curve (Typical)



Product Control:

Crystek Part Number:	CVCO55CC-1981-1981	Release Date:	19-Oct-2020
Revision Level:	B	Responsible:	C. Vales





Pad	Connection
2	Vt
10	RF-OUTPUT
14	Vcc
Others	GROUND

- Unless otherwise specified, Dimensions are in: $\frac{IN}{(mm)}$
- Pad Location Dimensions are in: Inches

TAPE AND REEL



Drawing not to scale

Product Control:

Crystek Part Number:	CVCO55CC-1981-1981	Release Date:	19-Oct-2020
Revision Level:	B	Responsible:	C. Vales

Crystek Corporation reserves the right to make changes to its products and/or information contained herein without notice. No liability is assumed as a result of its use or application.