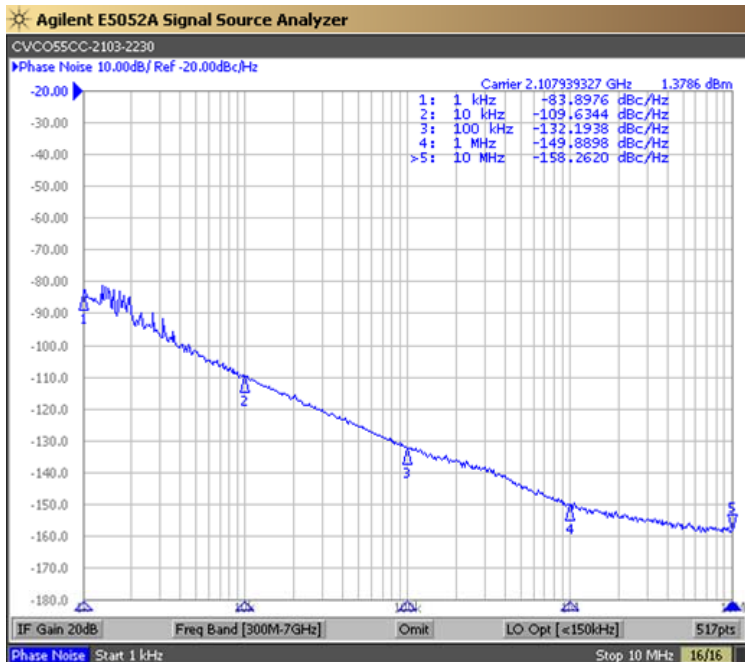


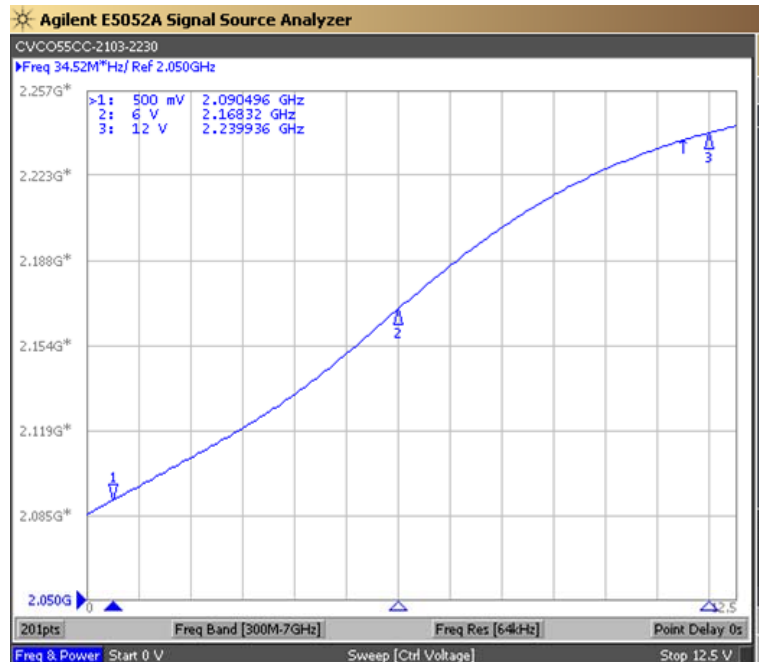


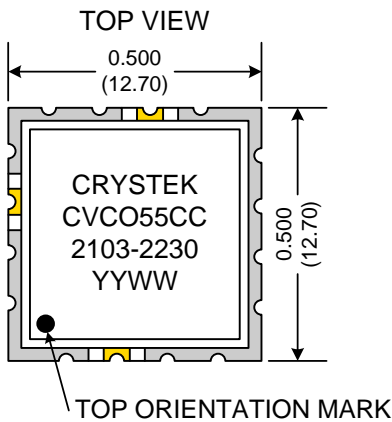
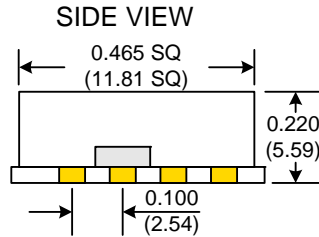
PERFORMANCE SPECIFICATION	MIN	TYP	MAX	UNITS
Lower Frequency:			2103	MHz
Upper Frequency:	2230			MHz
Tuning Voltage:	0.5		12.0	VDC
Supply Voltage:	7.6	8.0	8.4	VDC
Output Power:	0	+2.0	+4.0	dBm
Supply Current:			35	mA
Harmonic Suppression (2 <sup>nd</sup> Harmonic):		-17	-10	dBc
Pushing:		0.5		MHz/V
Pulling, all Phases:		1.0		MHz pk-pk
Tuning Sensitivity:		20		MHz/V
Phase Noise @ 10kHz offset:		-108		dBc/Hz
Phase Noise @ 100kHz offset:		-129		dBc/Hz
Load Impedance:		50		$\Omega$
Input Capacitance:			22	pF
Operating Temperature Range:	-40		+85	$^{\circ}\text{C}$
Storage Temperature Range:	-45		+90	$^{\circ}\text{C}$

Phase Noise (1 Hz BW, Typical)



Tuning Curve (Typical)





Pad	Connection
2	Vt
10	RF-OUTPUT
14	Vcc
Others	GROUND

- Unless otherwise specified, Dimensions are in:  $\frac{IN}{(mm)}$
- Pad Location Dimensions are in: Inches

**TAPE AND REEL**



Drawing not to scale

**Product Control:**

Crystek Part Number:	CVCO55CC-2103-2230	Release Date:	19-Nov-2013
Revision Level:	B	Responsible:	C. Vales

Specification is subject to change without notice

Page 2 of 2