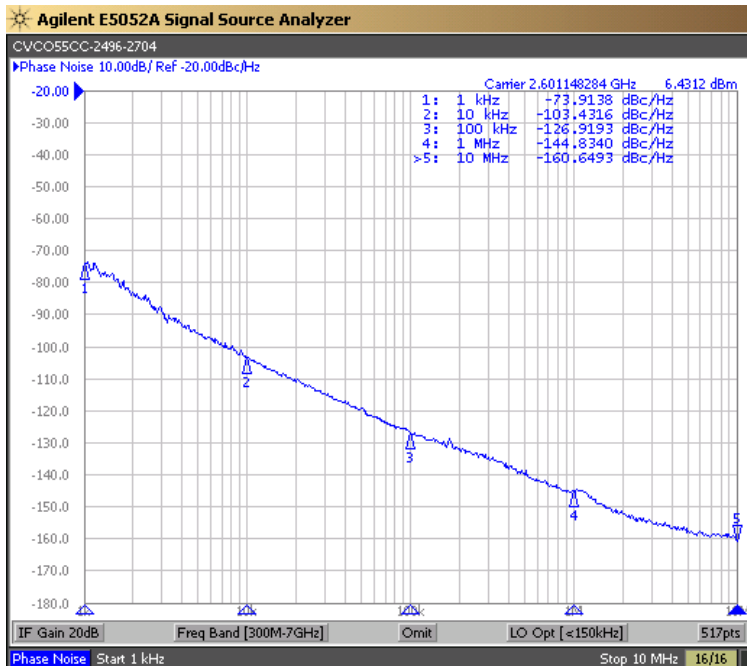
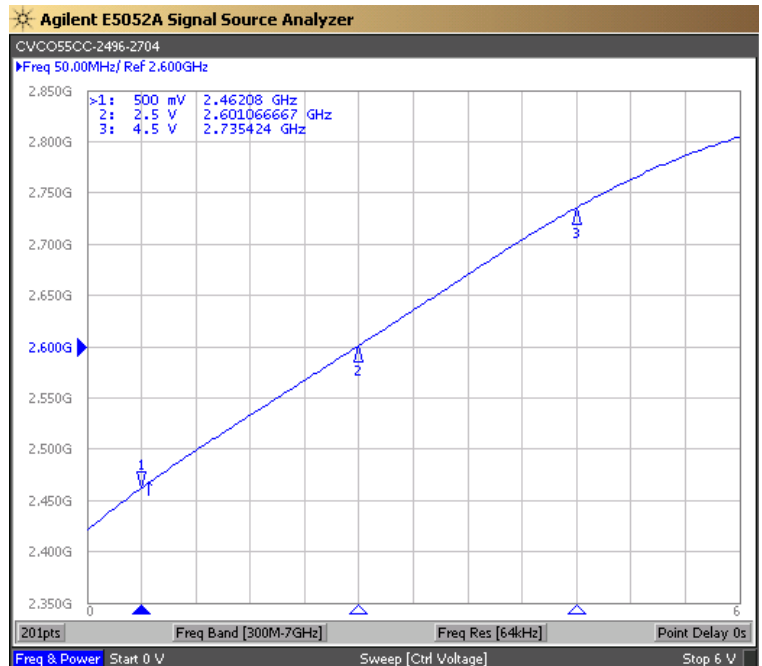


PERFORMANCE SPECIFICATION	MIN	TYP	MAX	UNITS
Lower Frequency:			2496	MHz
Upper Frequency:	2704			MHz
Tuning Voltage:	0.5		4.5	VDC
Supply Voltage:	4.75	5.0	5.25	VDC
Output Power:	+5.0	+7.0	+9.0	dBm
Supply Current:		20	35	mA
Harmonic Suppression (2 nd Harmonic):		-15	-10	dBc
Pushing:			1.5	MHz/V
Pulling, all Phases:			1.5	MHz pk-pk
Tuning Sensitivity:		78		MHz/V
Phase Noise @ 1kHz offset:		-73		dBc/Hz
Phase Noise @ 10kHz offset:		-102		dBc/Hz
Phase Noise @ 100kHz offset:		-125		dBc/Hz
Phase Noise @ 1MHz offset:		-142		dBc/Hz
Load Impedance:		50		Ω
Input Capacitance:			15	pF
Operating Temperature Range:	-40		+85	$^{\circ}\text{C}$
Storage Temperature Range:	-45		+90	$^{\circ}\text{C}$

Phase Noise (1 Hz BW, Typical)



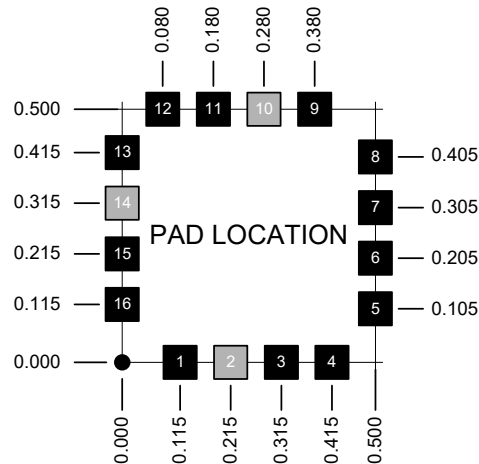
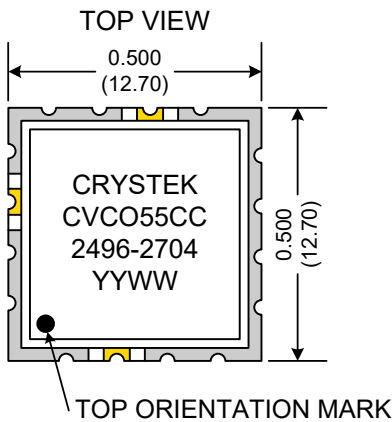
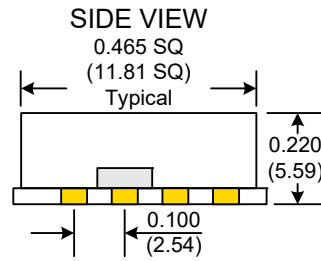
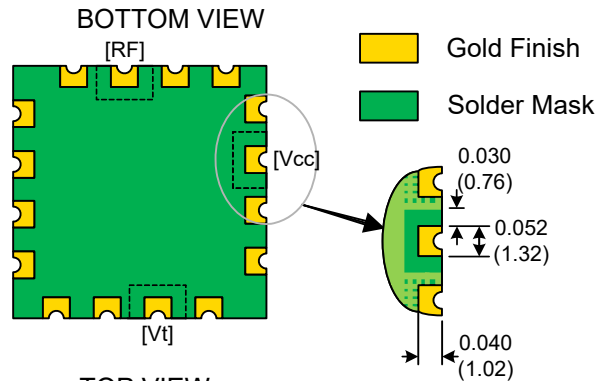
Tuning Curve (Typical)



Product Control:

Crystek Part Number:	CVCO55CC-2496-2704	Release Date:	06-May-2019
Revision Level:	C	Responsible:	C. Vales

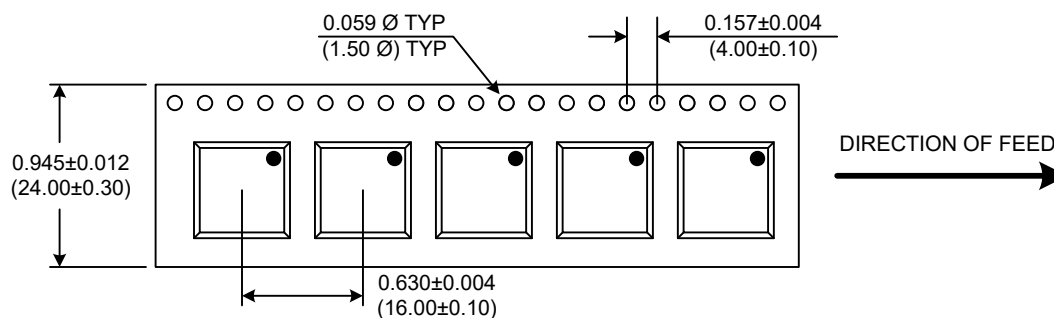




Pad	Connection
2	Vt
10	RF-OUTPUT
14	Vcc
Others	GROUND

- Unless otherwise specified, Dimensions are in: $\frac{IN}{(mm)}$
- Pad Location Dimensions are in: Inches

TAPE AND REEL



Drawing not to scale

Product Control:

Crystek Part Number:	CVCO55CC-2496-2704	Release Date:	06-May-2019
Revision Level:	C	Responsible:	C. Vales

Crystek Corporation reserves the right to make changes to its products and/or information contained herein without notice. No liability is assumed as a result of its use or application.