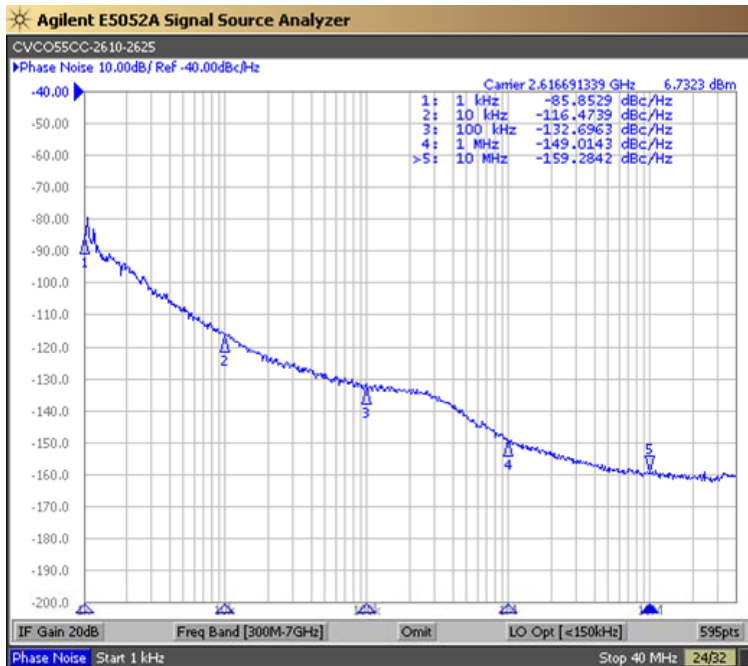


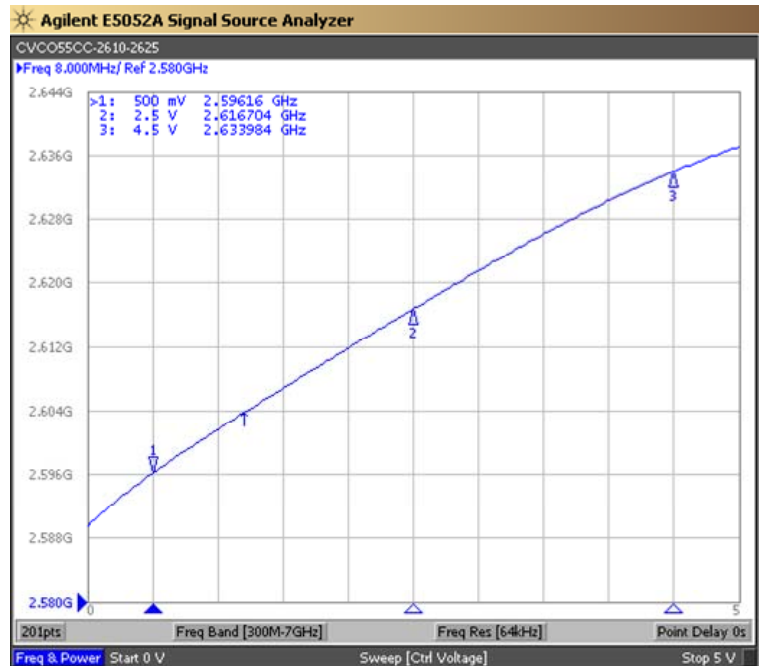


PERFORMANCE SPECIFICATION	MIN	TYP	MAX	UNITS
Lower Frequency:			2610	MHz
Upper Frequency:	2625			MHz
Tuning Voltage:	0.5		4.5	VDC
Supply Voltage:	7.6	8.0	8.4	VDC
Output Power:	+4.0	+6.0	+8.0	dBm
Supply Current:		30		mA
Harmonic Suppression (2 nd Harmonic):		-15	-12	dBc
Pushing:		0.2	0.5	MHz/V
Pulling, all Phases:		2.0	4.0	MHz pk-pk
Tuning Sensitivity:		8		MHz/V
Phase Noise @ 10kHz offset:		-120	-115	dBc/Hz
Phase Noise @ 100kHz offset:		-140	-135	dBc/Hz
Load Impedance:		50		Ω
Input Capacitance:			47	pF
Operating Temperature Range:	-40		+85	$^{\circ}$ C
Storage Temperature Range:	-45		+90	$^{\circ}$ C

Phase Noise (1 Hz BW, Typical)



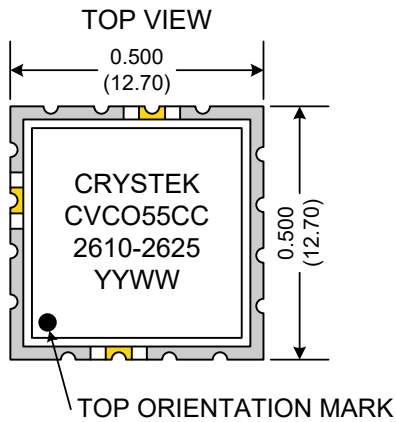
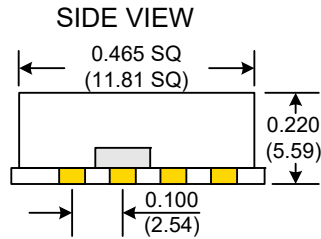
Tuning Curve (Typical)



Product Control:

Crystek Part Number:	CVCO55CC-2610-2625	Release Date:	17-Aug-2017
Revision Level:	B	Responsible:	C. Vales

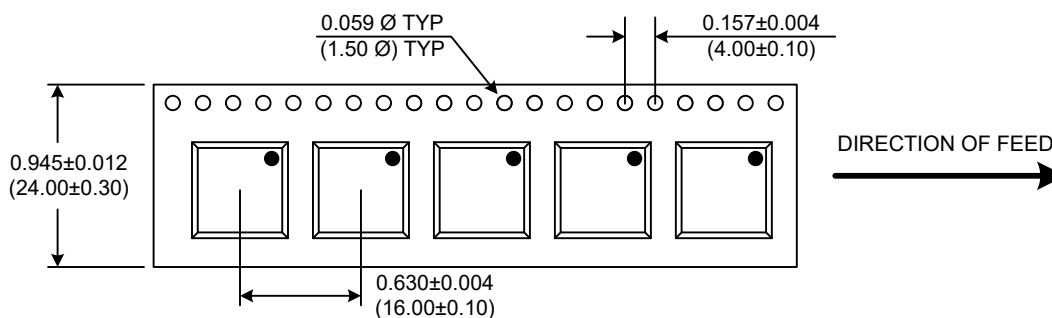




Pad	Connection
2	Vt
10	RF-OUTPUT
14	Vcc
Others	GROUND

- Unless otherwise specified, Dimensions are in: $\frac{IN}{(mm)}$
- Pad Location Dimensions are in: Inches

TAPE AND REEL



Drawing not to scale

Product Control:

Crystek Part Number:	CVCO55CC-2610-2625	Release Date:	17-Aug-2017
Revision Level:	B	Responsible:	C. Vales

Specification is subject to change without notice

Page 2 of 2