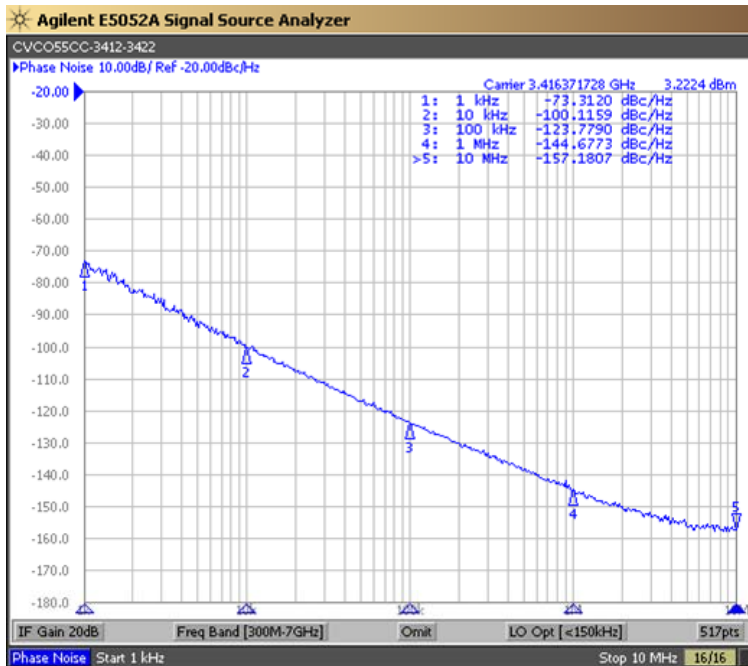


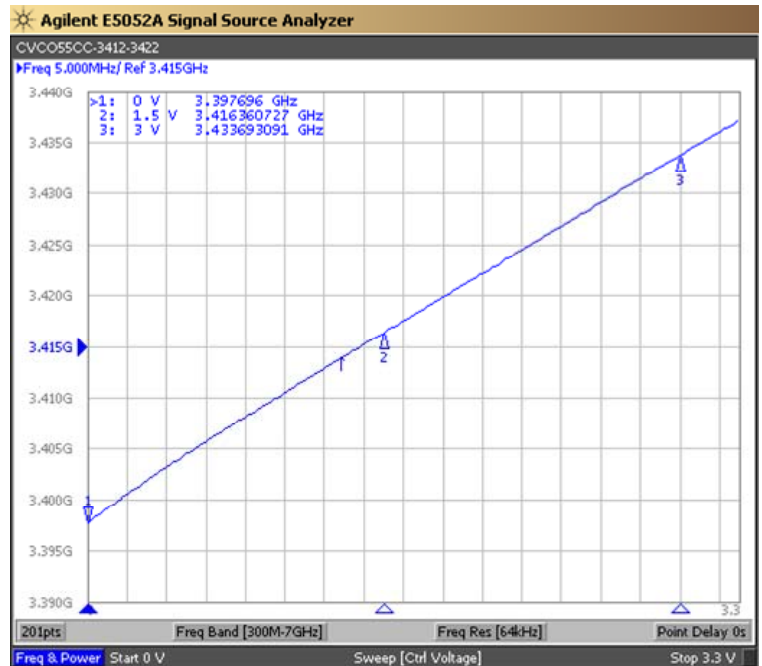


PERFORMANCE SPECIFICATION	MIN	TYP	MAX	UNITS
Lower Frequency:			3412	MHz
Upper Frequency:	3422			MHz
Tuning Voltage:	0		3.0	VDC
Supply Voltage:	2.7	3.0	3.3	VDC
Output Power:	+1.0	+3.0	+5.0	dBm
Supply Current:			15	mA
Harmonic Suppression (2 nd Harmonic):			-10	dBc
Pushing:			2.0	MHz/V
Pulling, all Phases:			3.0	MHz pk-pk
Tuning Sensitivity:		3.3		MHz/V
Phase Noise @ 10kHz offset:		-100		dBc/Hz
Phase Noise @ 100kHz offset:		-123		dBc/Hz
Load Impedance:		50		Ω
Input Capacitance:			12	pF
Operating Temperature Range:	-40		+85	$^{\circ}$ C
Storage Temperature Range:	-45		+90	$^{\circ}$ C

Phase Noise (1 Hz BW, Typical)



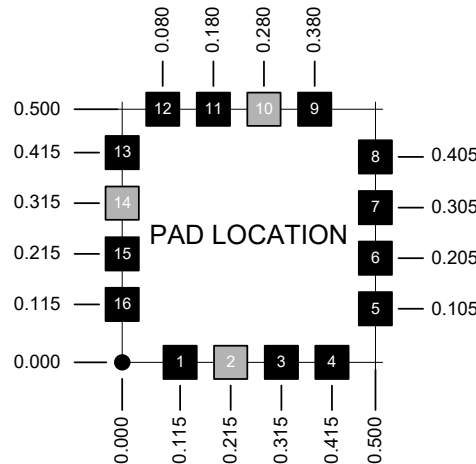
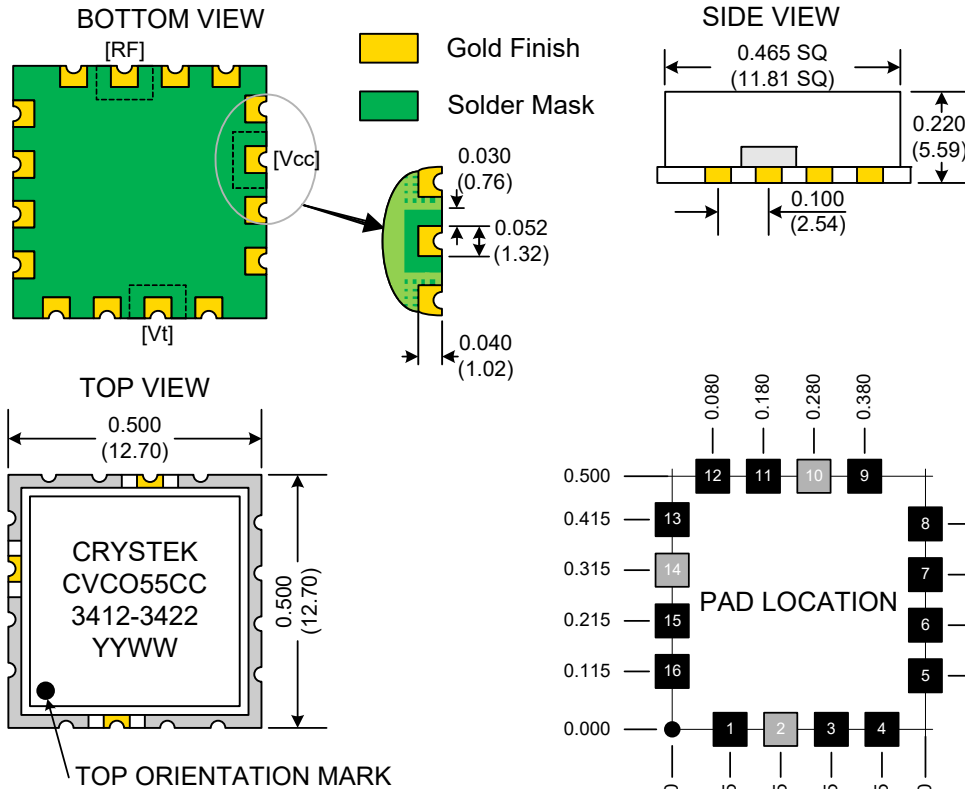
Tuning Curve (Typical)



Product Control:

Crystek Part Number:	CVCO55CC-3412-3422	Release Date:	06-Jul-2018
Revision Level:	B	Responsible:	C. Vales

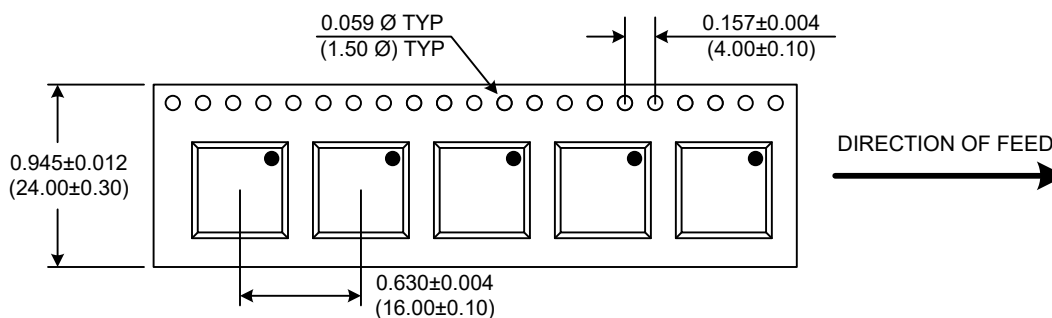




Pad	Connection
2	Vt
10	RF-OUTPUT
14	Vcc
Others	GROUND

- Unless otherwise specified, Dimensions are in: $\frac{IN}{(mm)}$
- Pad Location Dimensions are in: Inches

TAPE AND REEL



Drawing not to scale

Product Control:

Crystek Part Number:	CVCO55CC-3412-3422	Release Date:	06-Jul-2018
Revision Level:	B	Responsible:	C. Vales

Specification is subject to change without notice