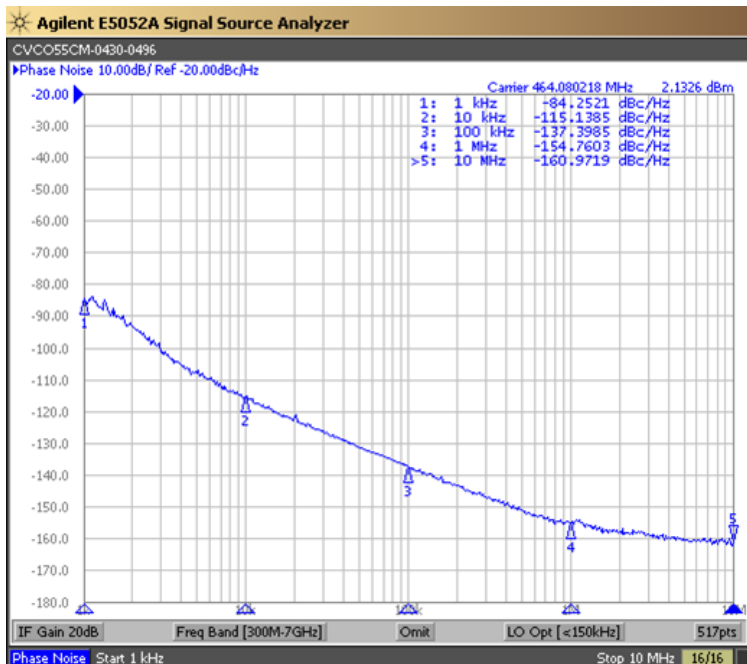


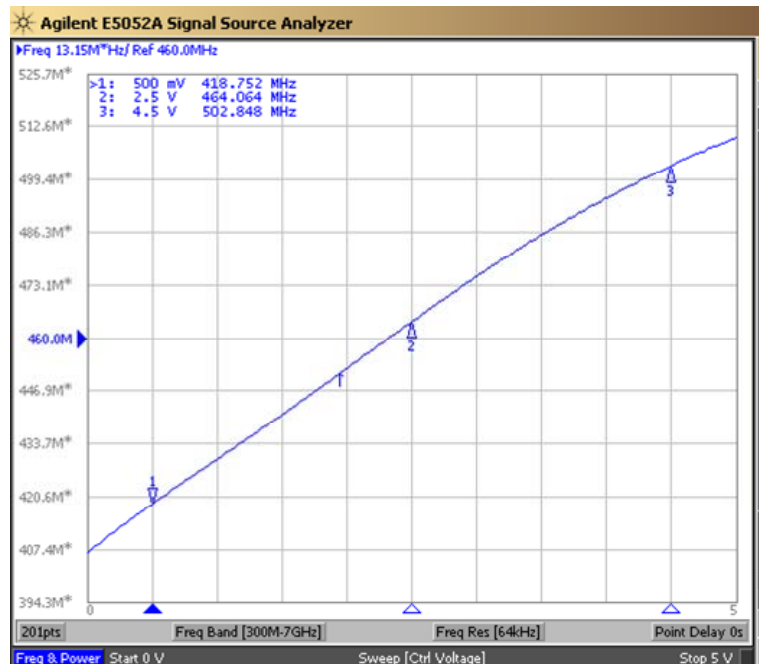


PERFORMANCE SPECIFICATION	MIN	TYP	MAX	UNITS
Lower Frequency:			430	MHz
Upper Frequency:	496			MHz
Tuning Voltage:	0.5		4.5	VDC
Supply Voltage:	4.75	5.0	5.25	VDC
Output Power:	+2.0	+4.0	+6.0	dBm
Supply Current:			20	mA
Harmonic Suppression (2 nd Harmonic):		-15		dBc
Pushing:		1.0	2.0	MHz/V
Pulling, all Phases:		0.5	1.0	MHz pk-pk
Tuning Sensitivity:			25	MHz/V
Phase Noise @ 10kHz offset:		-113		dBc/Hz
Modulation Sensitivity:		-25		kHz/V
Load Impedance:		50		Ω
Input Capacitance:			220	pF
Operating Temperature Range:	-30		+75	$^{\circ}$ C
Storage Temperature Range:	-40		+85	$^{\circ}$ C

Phase Noise (1 Hz BW, Typical)

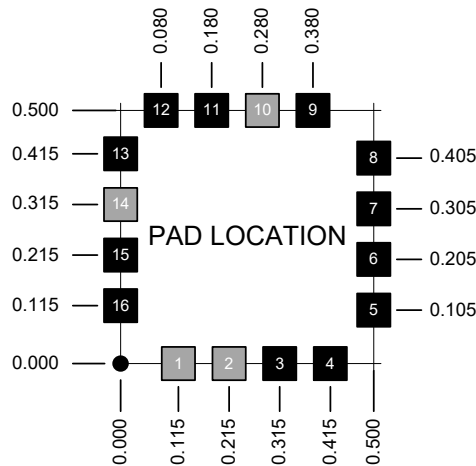
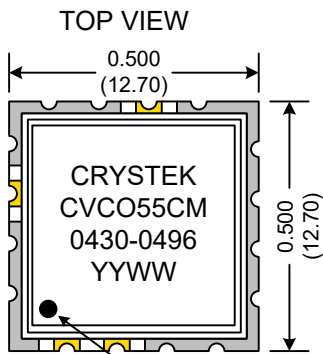
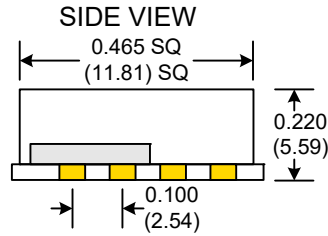
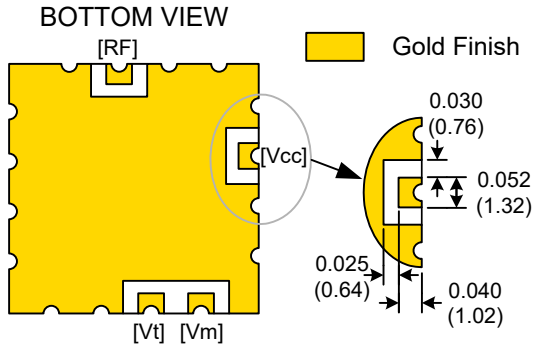


Tuning Curve (Typical)



Product Control:

Crystek Part Number:	CVCO55CM-0430-0496	Release Date:	09-Mar-2017
Revision Level:	D	Responsible:	C. Vales

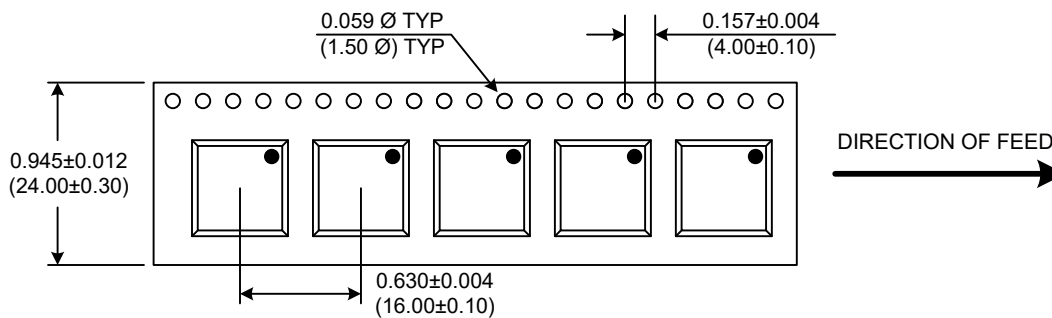


Pad	Connection
1	Vm
2	Vt
10	RF-OUTPUT
14	Vcc
Others	GROUND

- Unless otherwise specified, Dimensions are in: $\frac{IN}{(mm)}$
- Pad Location Dimensions are in: Inches

TOP ORIENTATION MARK

TAPE AND REEL



Drawing not to scale

Product Control:

Crystek Part Number:	CVCO55CM-0430-0496	Release Date:	09-Mar-2017
Revision Level:	D	Responsible:	C. Vales

Specification is subject to change without notice