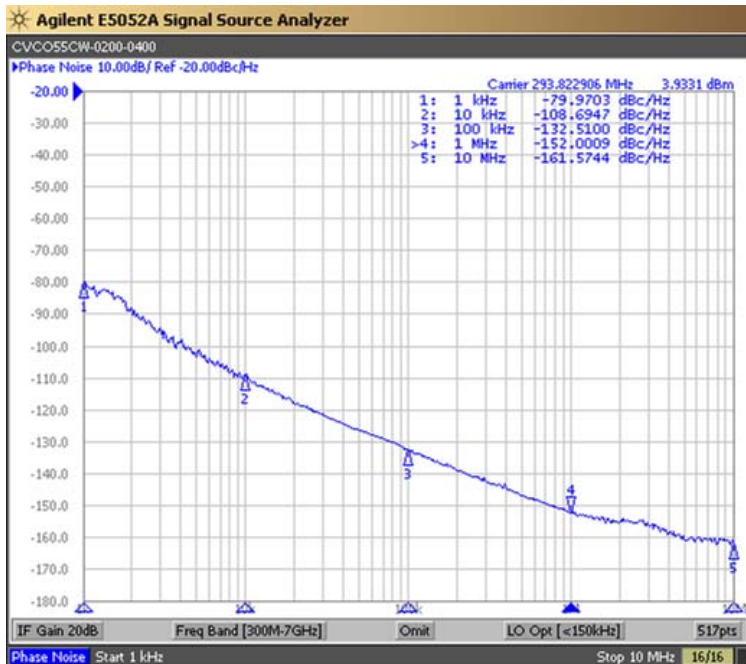


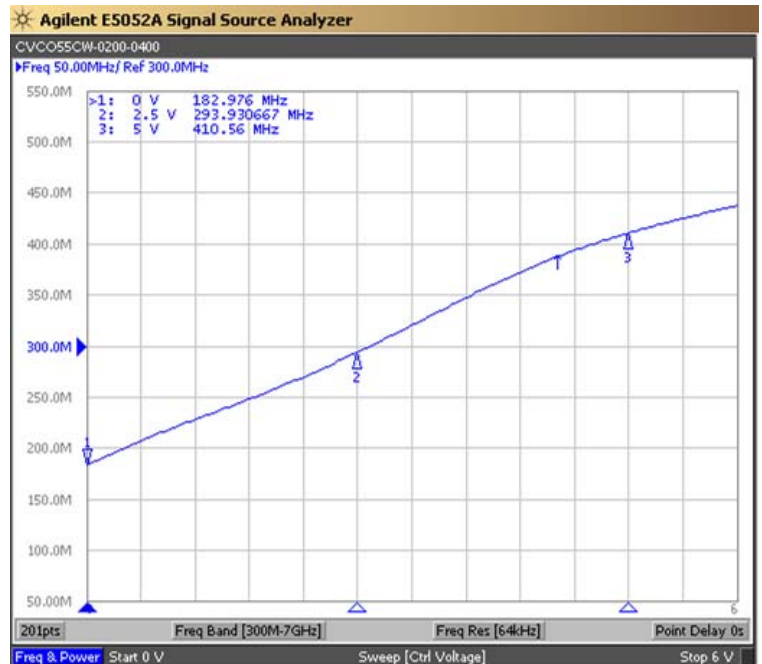


| PERFORMANCE SPECIFICATION                        | MIN  | TYP  | MAX  | UNITS        |
|--|------|------|------|--------------|
| Lower Frequency:                                 |      |      | 200  | MHz          |
| Upper Frequency:                                 | 400  |      |      | MHz          |
| Tuning Voltage:                                  | 0    |      | 5.0  | VDC          |
| Supply Voltage:                                  | 4.75 | 5.0  | 5.25 | VDC          |
| Output Power:                                    | 0    | +3.5 | +7.0 | dBm          |
| Supply Current:                                  |      |      | 15   | mA           |
| Harmonic Suppression (2 <sup>nd</sup> Harmonic): |      | -10  |      | dBc          |
| Pushing:   |      |      | 8.0  | MHz/V        |
| Pulling, all Phases:                             |      |      | 5.0  | MHz pk-pk    |
| Tuning Sensitivity:                              |      | 50   |      | MHz/V        |
| Phase Noise @ 10kHz offset:                      |      | -102 |      | dBc/Hz       |
| Phase Noise @ 100kHz offset:                     |      | -122 |      | dBc/Hz       |
| Load Impedance:                                  |      | 50   |      | $\Omega$     |
| Input Capacitance:                               |      |      | 230  | pF           |
| Operating Temperature Range:                     | -40  |      | +85  | $^{\circ}$ C |
| Storage Temperature Range:                       | -45  |      | +90  | $^{\circ}$ C |

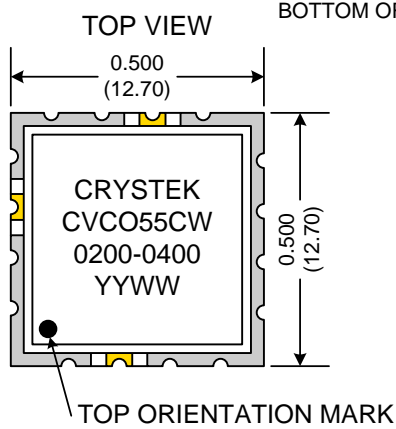
Phase Noise (1 Hz BW, Typical)



Tuning Curve (Typical)



| Product Control:     |                    |               |             |
|----------------------|--------------------|---------------|-------------|
| Crystek Part Number: | CVCO55CW-0200-0400 | Release Date: | 29-Jan-2015 |
| Revision Level:      | H                  | Responsible:  | C. Vales    |



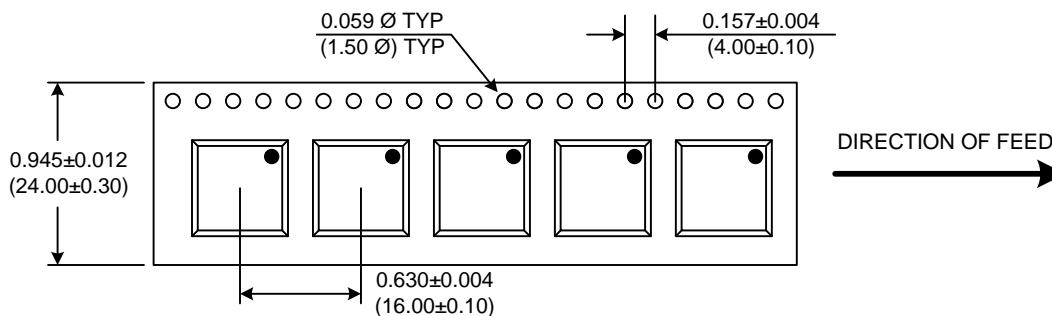
**BOTTOM ORIENTATION MARK**



| Pad    | Connection |
|--------|------------|
| 2      | Vt         |
| 10     | RF-OUTPUT  |
| 14     | Vcc        |
| Others | GROUND     |

- Unless otherwise specified, Dimensions are in:  $\frac{IN}{(mm)}$
- Pad Location Dimensions are in: Inches

**TAPE AND REEL**



Drawing not to scale

**Product Control:**

|                      |                    |               |             |
|----------------------|--------------------|---------------|-------------|
| Crystek Part Number: | CVCO55CW-0200-0400 | Release Date: | 29-Jan-2015 |
| Revision Level:      | H                  | Responsible:  | C. Vales    |

Specification is subject to change without notice