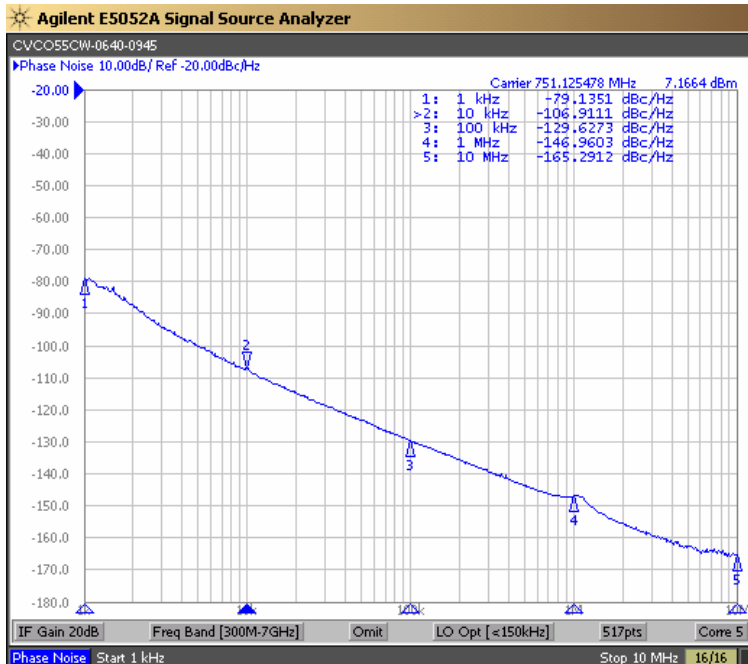


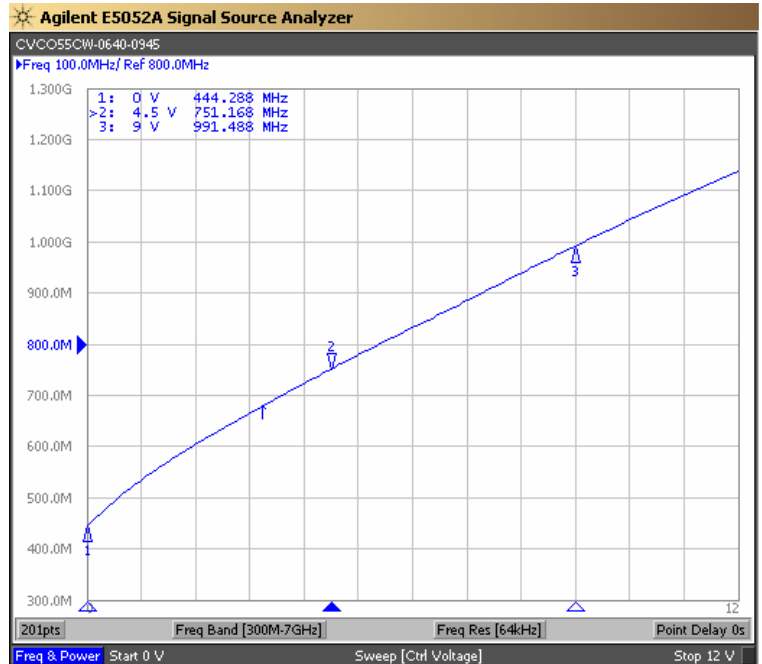


PERFORMANCE SPECIFICATION	MIN	TYP	MAX	UNITS
Lower Frequency:			640	MHz
Upper Frequency:	945			MHz
Tuning Voltage:	0		9.0	VDC
Supply Voltage:	4.75	5.0	5.25	VDC
Output Power:	+3.0	+6.0	+9.0	dBm
Supply Current:		15	25	mA
Harmonic Suppression (2 nd Harmonic):		-10	-5	dBc
Pushing:		2.5	4.0	MHz/V
Pulling, all Phases:		2.5	4.0	MHz pk-pk
Tuning Sensitivity:		60		MHz/V
Phase Noise @ 10kHz offset:		-106	-100	dBc/Hz
Phase Noise @ 100kHz offset:		-126	-123	dBc/Hz
Load Impedance:		50		Ω
Input Capacitance:			330	pF
Operating Temperature Range:	-40		+85	$^{\circ}$ C
Storage Temperature Range:	-45		+90	$^{\circ}$ C

Phase Noise (1 Hz BW, Typical)



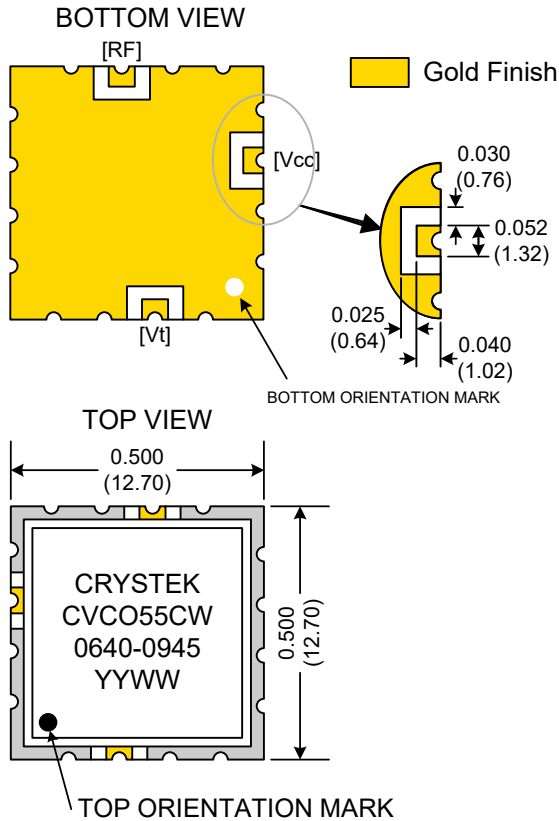
Tuning Curve (Typical)



Product Control:

Crystek Part Number:	CVCO55CW-0640-0945	Release Date:	17-Dec-2018
Revision Level:	E	Responsible:	C. Vales





Pad	Connection
2	Vt
10	RF-OUTPUT
14	Vcc
Others	GROUND

- Unless otherwise specified, Dimensions are in: $\frac{IN}{(mm)}$
- Pad Location Dimensions are in: Inches

TAPE AND REEL



Drawing not to scale

Product Control:

Crystek Part Number:	CVCO55CW-0640-0945	Release Date:	17-Dec-2018
Revision Level:	E	Responsible:	C. Vales

Specification is subject to change without notice

Page 2 of 2