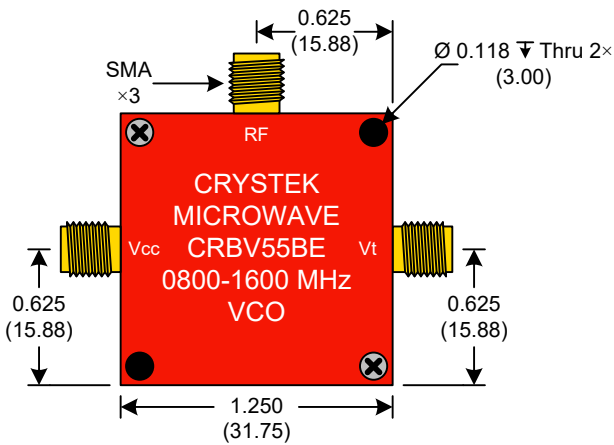


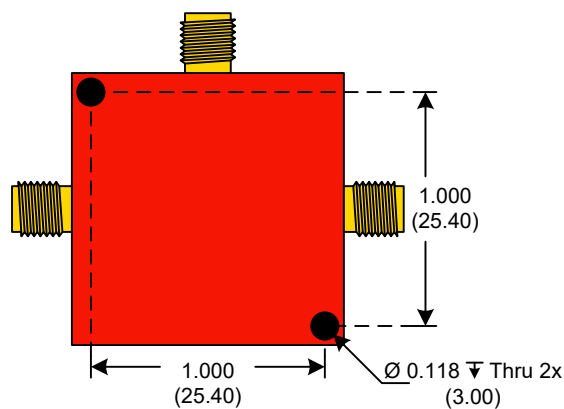


PERFORMANCE SPECIFICATION	MIN	TYP	MAX	UNITS
Lower Frequency:			800	MHz
Upper Frequency:	1600			MHz
Tuning Voltage:	0.5		19.0	VDC
Supply Voltage:	11.0	11.5	12.0	VDC
Output Power:	+5.0	+9.5	+14.0	dBm
Supply Current:		15	30	mA
Harmonic Suppression (2 nd Harmonic)		-10		dBc
Pushing:			2.0	MHz/V
Pulling, all Phases:			10.0	MHz pk-pk
Tuning Sensitivity:		60		MHz/V
Phase Noise @ 10kHz offset:		-100		dBc/Hz
Phase Noise @ 100kHz offset:		-122		dBc/Hz
Load Impedance:		50		Ω
Input Capacitance:			47	pF
Operating Temperature Range:	-40		+85	$^{\circ}$ C
Storage Temperature Range:	-45		+90	$^{\circ}$ C

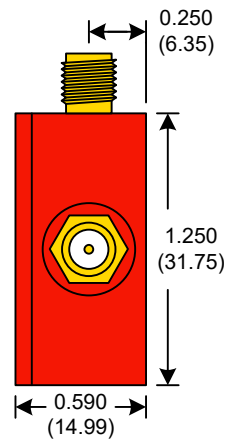
FRONT



BACK



SIDE



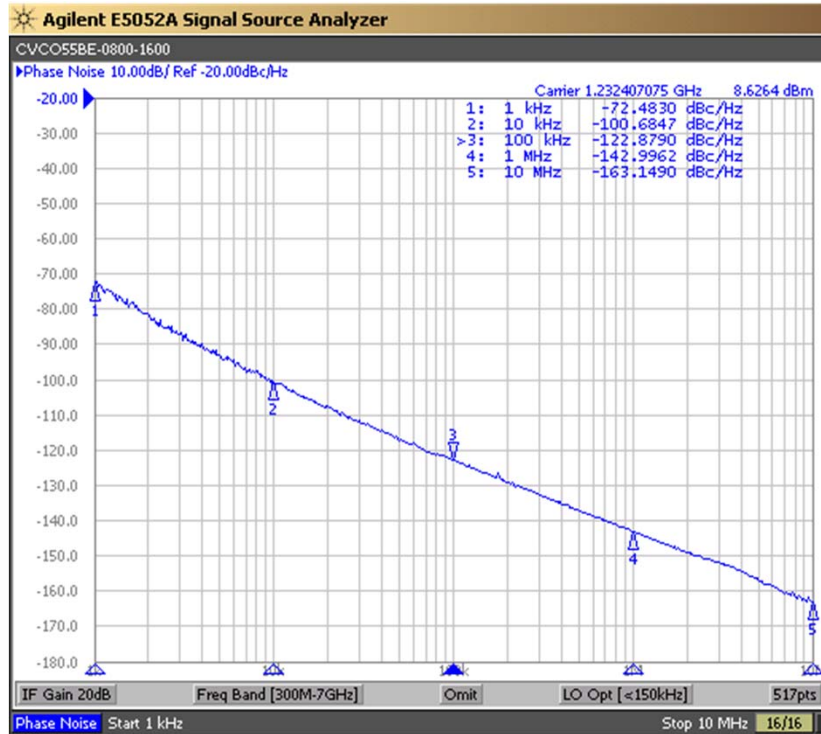
● Unless otherwise specified, Dimensions are in: $\frac{IN}{(mm)}$

Product Control:

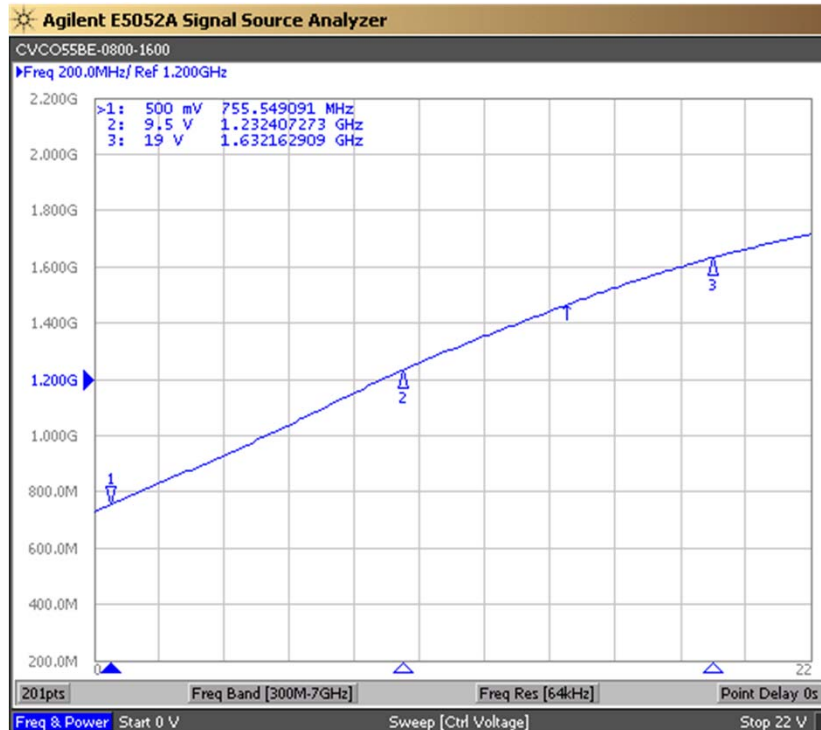
Crystek Part Number:	CRBV55BE-0800-1600	Release Date:	19-Dec-2019
Revision Level:	F	Responsible:	C. Vales



Phase Noise (1 Hz BW, Typical)



Tuning Curve (Typical)



Product Control:

Crystek Part Number:	CRBV55BE-0800-1600	Release Date:	19-Dec-2019
Revision Level:	F	Responsible:	C. Vales

Crystek Corporation reserves the right to make changes to its products and/or information contained herein without notice. No liability is assumed as a result of its use or application.