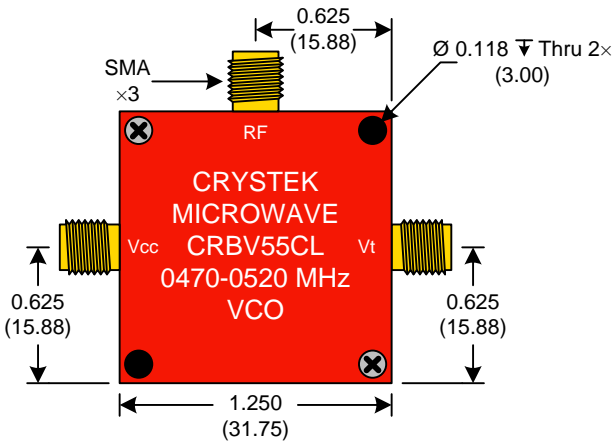




PERFORMANCE SPECIFICATION	MIN	TYP	MAX	UNITS
Lower Frequency:			470	MHz
Upper Frequency:	520			MHz
Tuning Voltage:	0.3		4.7	VDC
Supply Voltage:	1.9	2.0	2.1	VDC
Output Power:	-1.0	+1.0	+3.0	dBm
Supply Current:			10	mA
Harmonic Suppression (2 <sup>nd</sup> Harmonic)		-7		dBc
Pushing:			7.0	MHz/V
Pulling, all Phases:			1.0	MHz pk-pk
Tuning Sensitivity:		24		MHz/V
Phase Noise @ 10kHz offset:		-109		dBc/Hz
Phase Noise @ 100kHz offset:		-129		dBc/Hz
Load Impedance:		50		$\Omega$
Input Capacitance:			150	pF
Operating Temperature Range:	-30		+80	$^{\circ}\text{C}$
Storage Temperature Range:	-45		+90	$^{\circ}\text{C}$

FRONT



BACK



SIDE

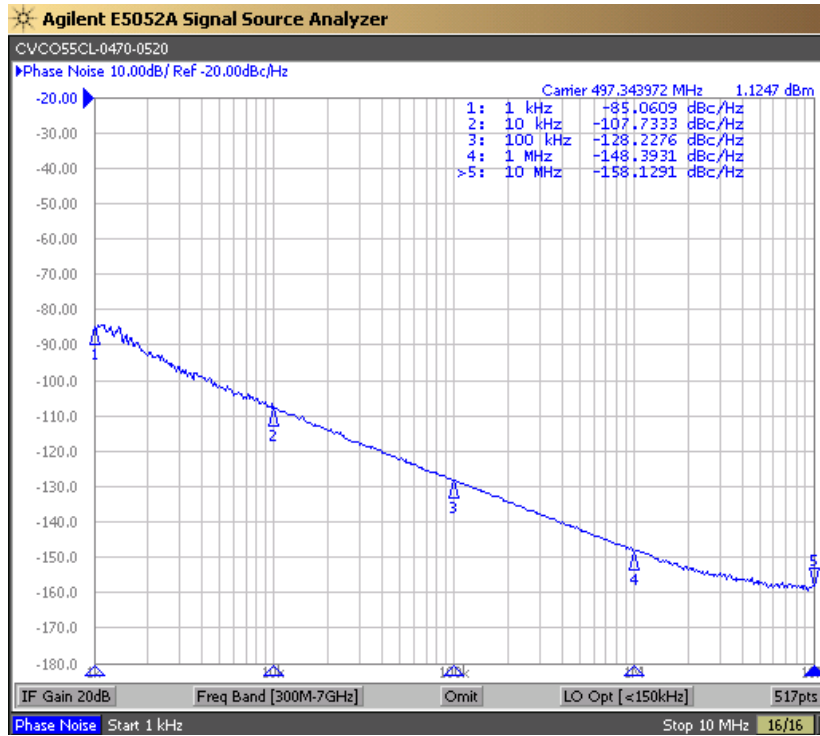


● Unless otherwise specified, Dimensions are in:  $\frac{\text{IN}}{(\text{mm})}$

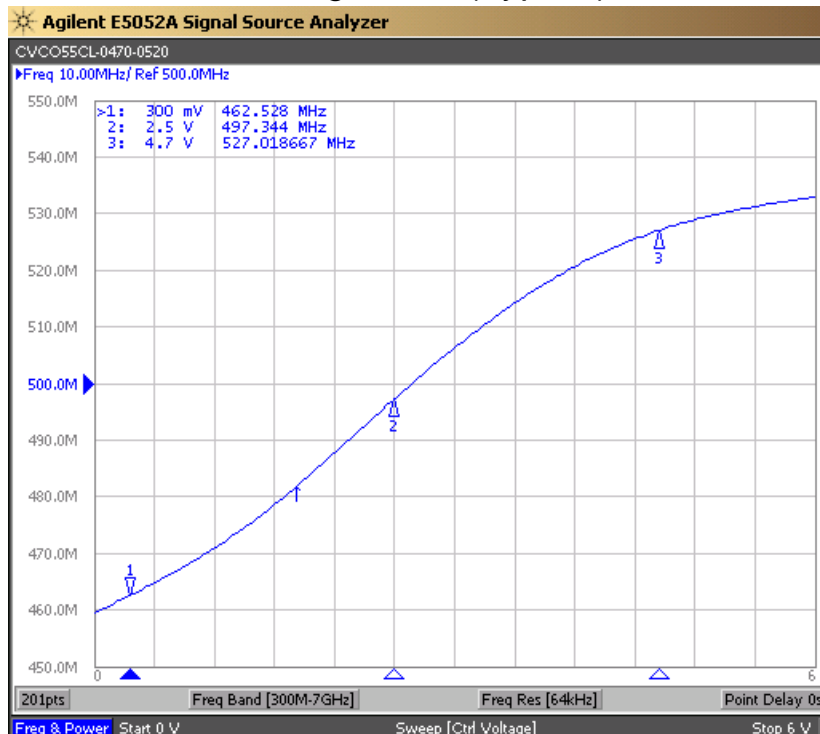
Product Control:			
Crystek Part Number:	CRBV55CL-0470-0520	Release Date:	26-Mar-2015
Revision Level:	D	Responsible:	C. Vales



Phase Noise (1 Hz BW, Typical)



Tuning Curve (Typical)



**Product Control:**

Crystek Part Number:	CRBV55CL-0470-0520	Release Date:	26-Mar-2015
Revision Level:	D	Responsible:	C. Vales

Specification is subject to change without notice