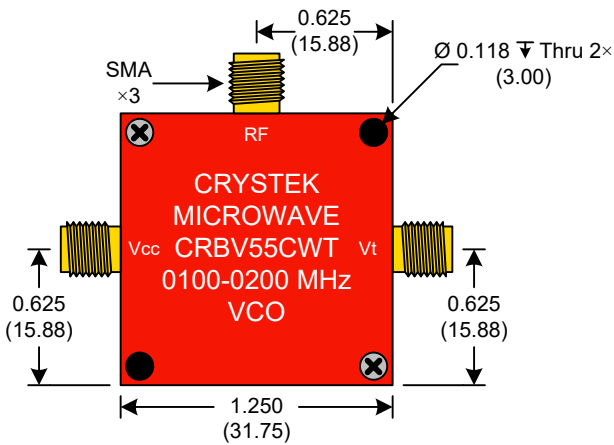


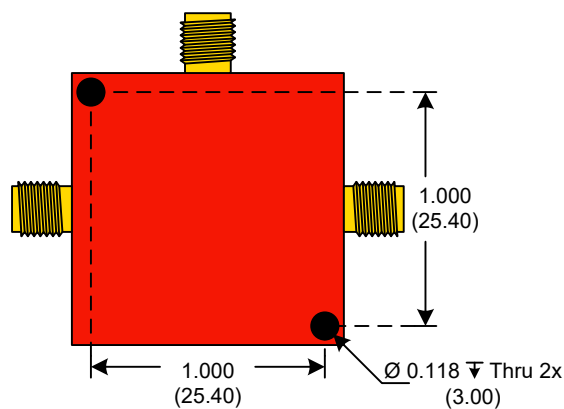


PERFORMANCE SPECIFICATION	MIN	TYP	MAX	UNITS
Lower Frequency:			100	MHz
Upper Frequency:	200			MHz
Tuning Voltage:	0		12.5	VDC
Supply Voltage:	11.4	12.0	12.6	VDC
Output Power:	+5.0	+10.0	+15.0	dBm
Supply Current:		20	23	mA
Harmonic Suppression (2 nd Harmonic)		-10		dBc
Pushing:		0.2		MHz/V
Pulling, all Phases:		0.5		MHz pk-pk
Tuning Sensitivity:		10		MHz/V
Phase Noise @ 10kHz offset:		-108		dBc/Hz
Phase Noise @ 100kHz offset:		-130		dBc/Hz
Load Impedance:		50		Ω
Input Capacitance:			10	pF
Operating Temperature Range:	-40		+85	$^{\circ}\text{C}$
Storage Temperature Range:	-45		+90	$^{\circ}\text{C}$

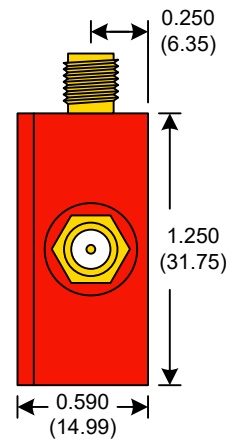
FRONT



BACK



SIDE



● Unless otherwise specified, Dimensions are in: $\frac{\text{IN}}{(\text{mm})}$

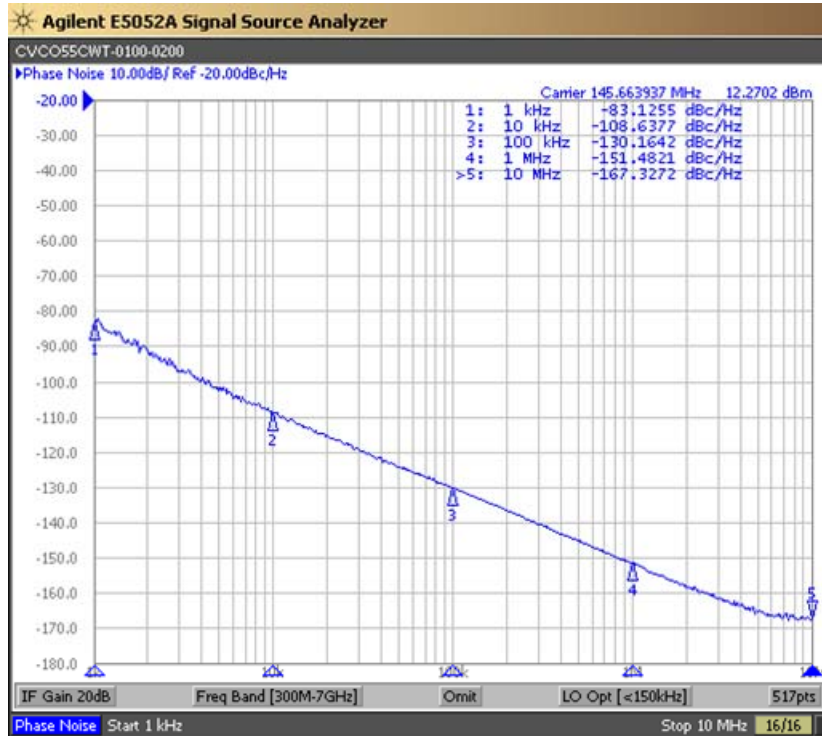
Product Control:

Crystek Part Number:	CRBV55CWT-0100-0200	Release Date:	07-May-2019
Revision Level:	B	Responsible:	C. Vales

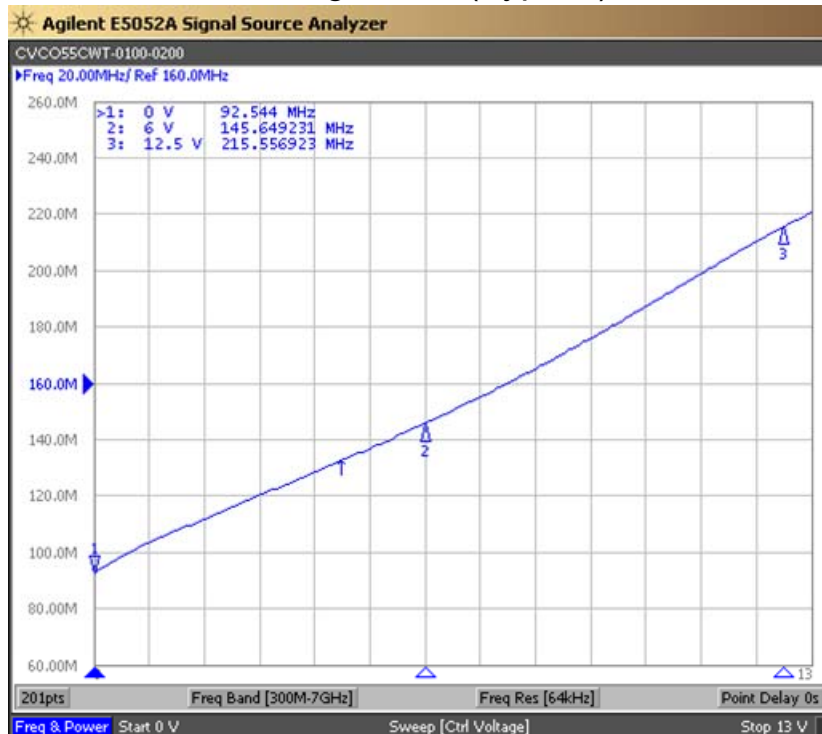




Phase Noise (1 Hz BW, Typical)



Tuning Curve (Typical)



Product Control:

Crystek Part Number:	CRBV55CWT-0100-0200	Release Date:	07-May-2019
Revision Level:	B	Responsible:	C. Vales

Crystek Corporation reserves the right to make changes to its products and/or information contained herein without notice. No liability is assumed as a result of its use or application.

