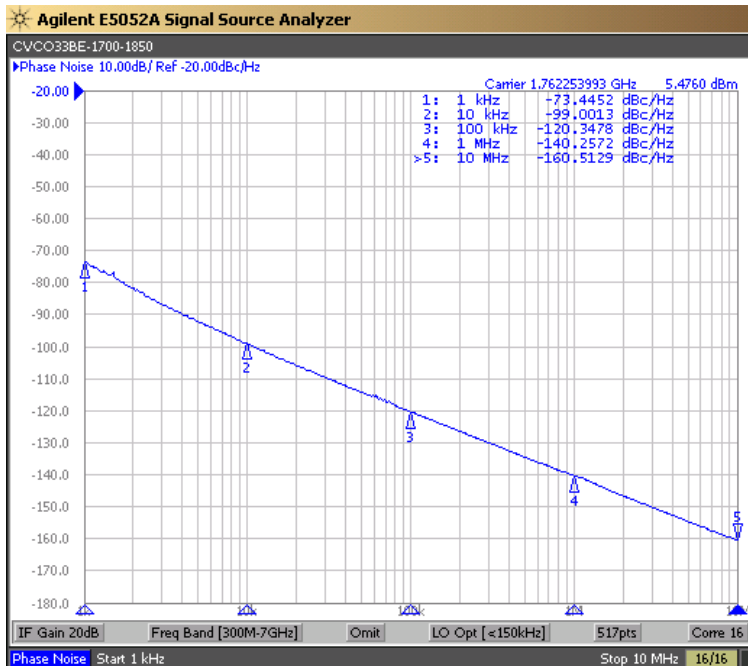
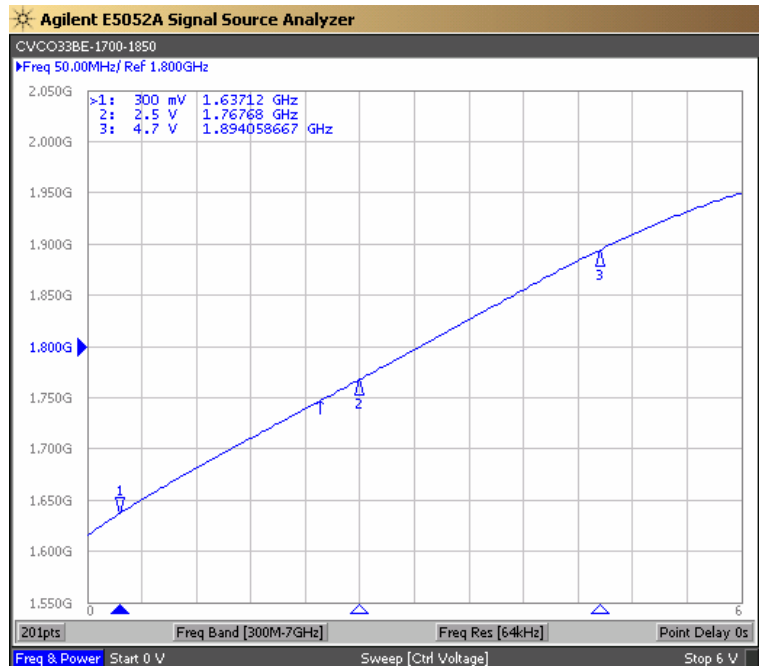


PERFORMANCE SPECIFICATION	MIN	TYP	MAX	UNITS
Lower Frequency:			1700	MHz
Upper Frequency:	1850			MHz
Tuning Voltage:	0.3		4.7	VDC
Supply Voltage:	4.75	5.0	5.25	VDC
Output Power:	+2.0	+5.0	+8.0	dBm
Supply Current:		25	30	mA
Harmonic Suppression (2 <sup>nd</sup> Harmonic):		-15	-10	dBc
Pushing:		1.5	3.0	MHz/V
Pulling, all Phases:		8.0	16.0	MHz pk-pk
Tuning Sensitivity:		53		MHz/V
Phase Noise @ 10kHz offset:		-100	-97	dBc/Hz
Phase Noise @ 100kHz offset:		-122	-119	dBc/Hz
Load Impedance:		50		$\Omega$
Input Capacitance:			47	pF
Operating Temperature Range:	-40		+85	$^{\circ}$ C
Storage Temperature Range:	-45		+90	$^{\circ}$ C

Phase Noise (1 Hz BW, Typical)




Tuning Curve (Typical)



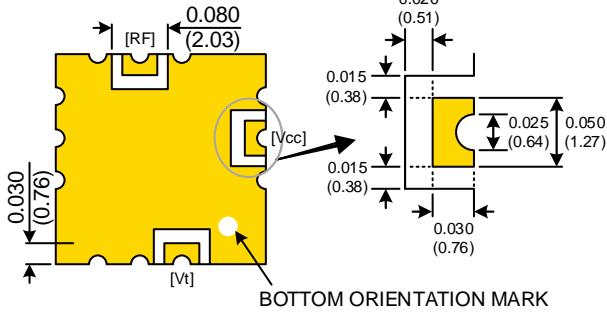
**Product Control:**

Crystek Part Number:	CVCO33BE-1700-1850	Release Date:	27-Sep-2016
Revision Level:	F	Responsible:	C. Vales



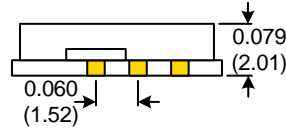
 Gold Finish

### BOTTOM VIEW

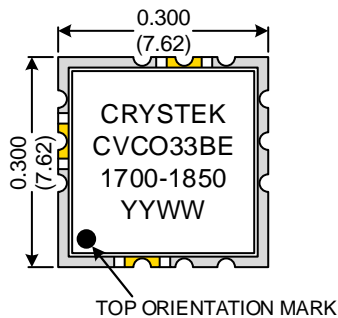


BOTTOM ORIENTATION MARK

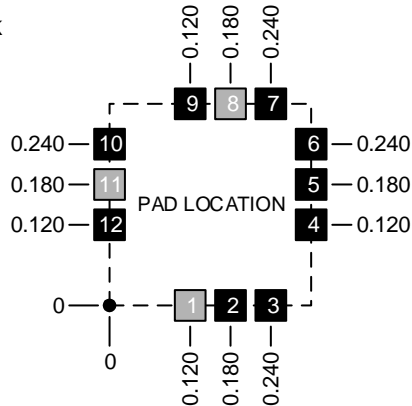
### SIDE VIEW



### TOP VIEW



TOP ORIENTATION MARK

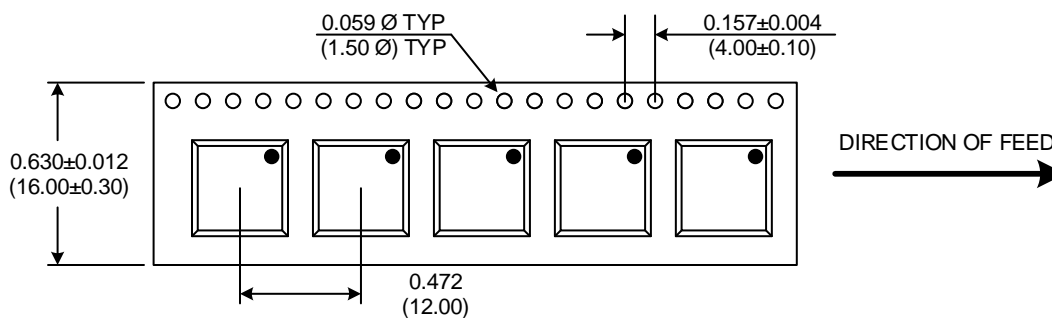


Pad	Connection
1	Vt
8	RF-OUTPUT
11	Vcc
Others	GROUND

● Unless otherwise specified,  
Dimensions are in: IN  
(mm)

● Pad Location  
Dimensions are in: Inches

### TAPE AND REEL



Drawing not to scale

#### Product Control:

Crystek Part Number:	CVCO33BE-1700-1850	Release Date:	27-Sep-2016
Revision Level:	F	Responsible:	C. Vales

Specification is subject to change without notice

Page 2 of 2