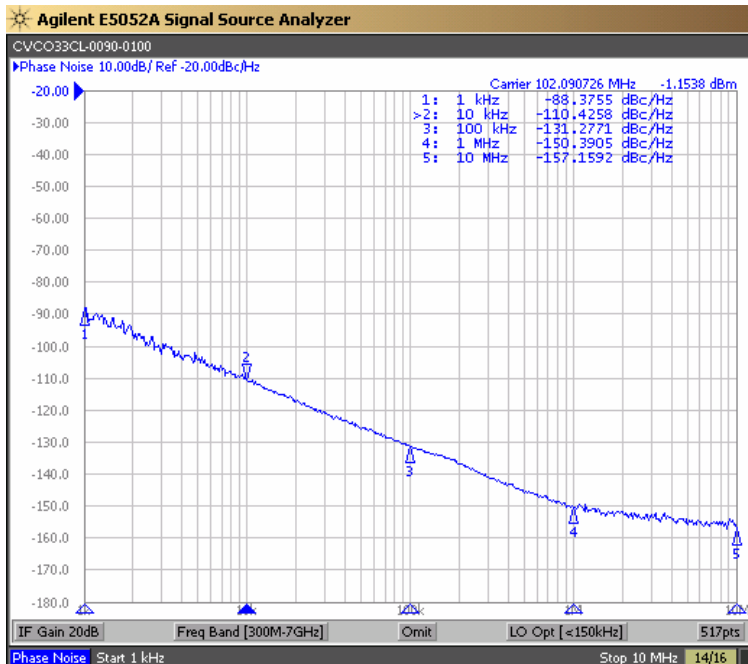


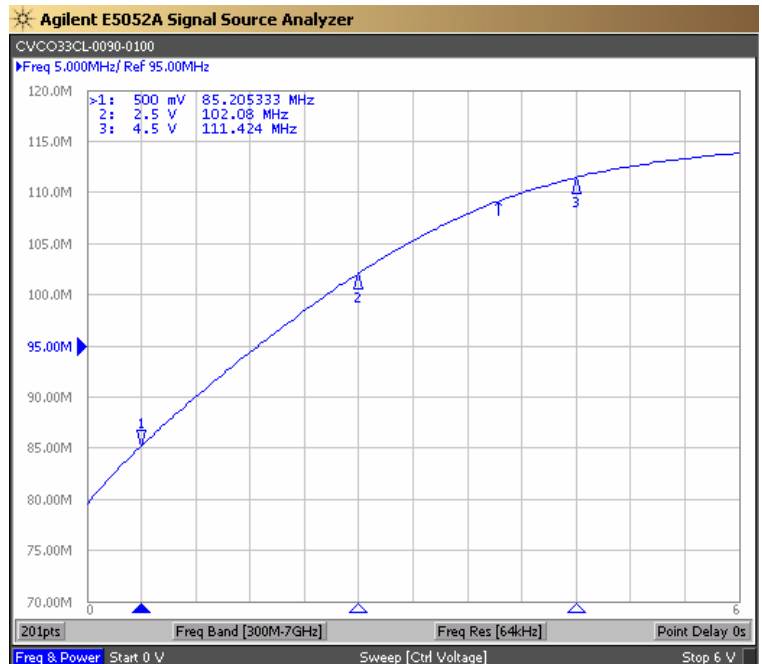


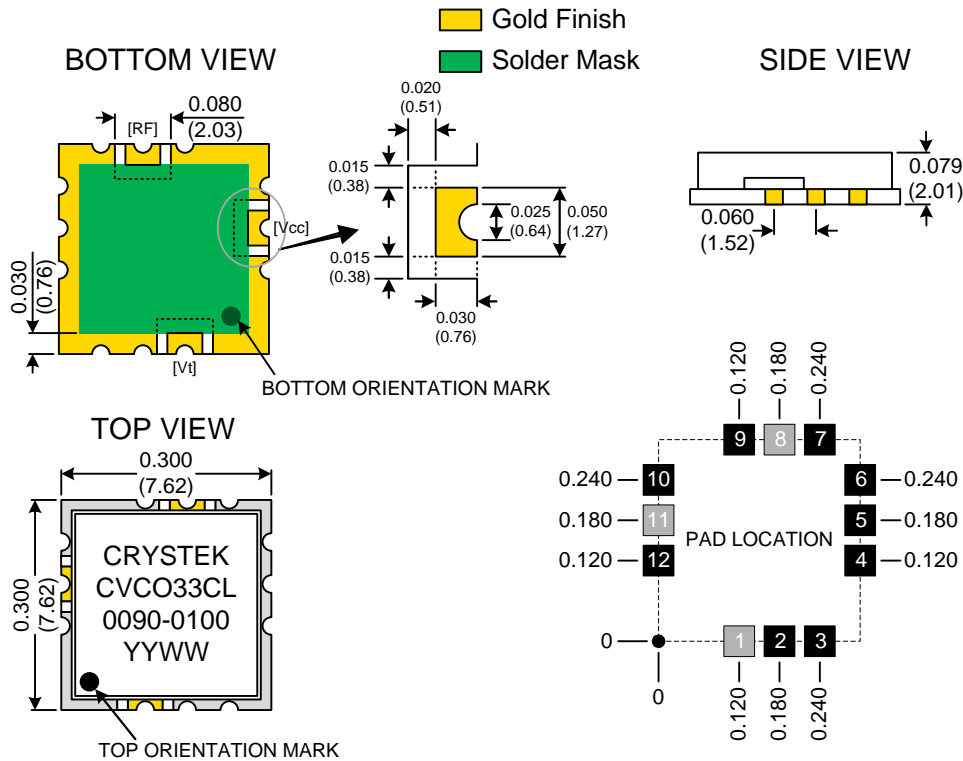

PERFORMANCE SPECIFICATION	MIN	TYP	MAX	UNITS
Lower Frequency:			90	MHz
Upper Frequency:	100			MHz
Tuning Voltage:	0.5		4.5	VDC
Supply Voltage:	3.135	3.3	3.465	VDC
Output Power:	-5.0	-1.5	+2.0	dBm
Supply Current:		3	5	mA
Harmonic Suppression (2 <sup>nd</sup> Harmonic):		-10	-5	dBc
Pushing:		0.5	1.0	MHz/V
Pulling, all Phases:		1.0	2.0	MHz pk-pk
Tuning Sensitivity:		5		MHz/V
Phase Noise @ 10kHz offset:		-112	-109	dBc/Hz
Phase Noise @ 100kHz offset:		-132	-129	dBc/Hz
Load Impedance:		50		$\Omega$
Input Capacitance:			100	pF
Operating Temperature Range:	-40		+85	$^{\circ}$ C
Storage Temperature Range:	-45		+90	$^{\circ}$ C

Phase Noise (1 Hz BW, Typical)



Tuning Curve (Typical)

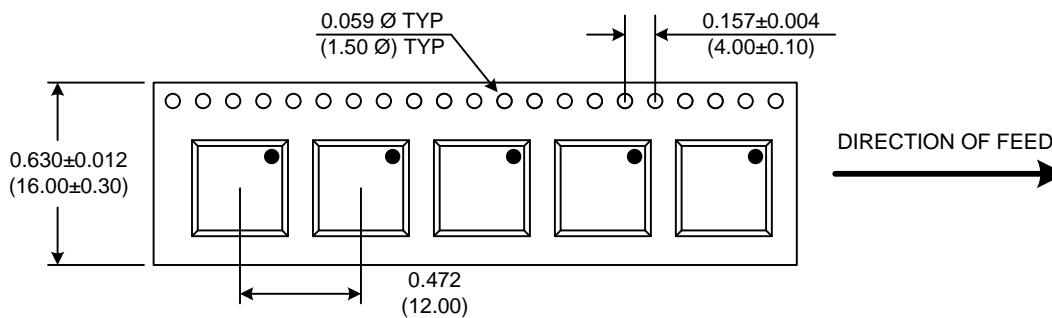




Pad	Connection
1	Vt
8	RF-OUTPUT
11	Vcc
Others	GROUND

- Unless otherwise specified, Dimensions are in:  $\frac{IN}{(mm)}$
- Pad Location Dimensions are in: Inches

**TAPE AND REEL**



Drawing not to scale

<b>Product Control:</b>			
Crystek Part Number:	CVCO33CL-0090-0100	Release Date:	24-Feb-2014
Revision Level:	E	Responsible:	C. Vales

Specification is subject to change without notice

