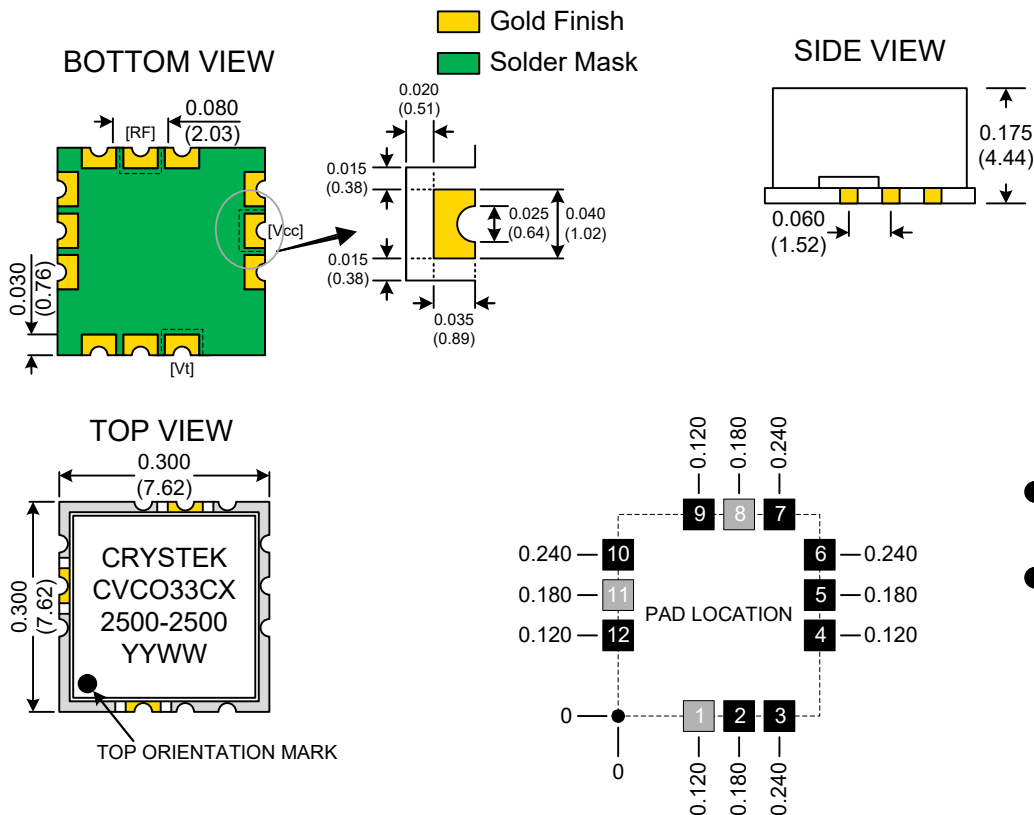


PERFORMANCE SPECIFICATION	MIN	TYP	MAX	UNITS
Lower Frequency:			2500	MHz
Upper Frequency:	2500			MHz
Supply Voltage:	4.75	5.0	5.25	VDC
Output Power:	+6.0	+9.0	+12.0	dBm
Supply Current:		20	30	mA
Harmonic Suppression (2 nd Harmonic):		-15	-10	dBc
Pushing:		1.0		MHz/V
Pulling, all Phases:		5.0		MHz pk-pk
Phase Noise @ 10kHz offset:		-115	-110	dBc/Hz
Phase Noise @ 1MHz offset:		-155	-150	dBc/Hz
Load Impedance:		50		Ω
Operating Temperature Range:	-20		+70	$^{\circ}\text{C}$
Storage Temperature Range:	-45		+90	$^{\circ}\text{C}$



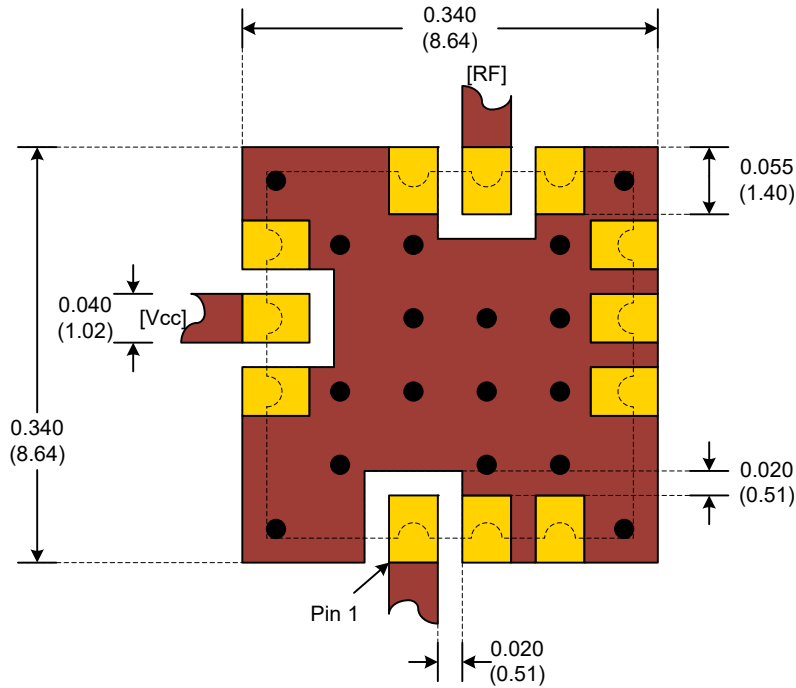
Pad	Connection
1	NC
8	RF-OUTPUT
11	Vcc
Others	GROUND

- Unless otherwise specified, Dimensions are in: $\frac{\text{IN}}{(\text{mm})}$
- Pad Location Dimensions are in: Inches



Product Control:

Crystek Part Number:	CVCO33CX-2500-2500	Release Date:	09-Feb-2017
Revision Level:	D	Responsible:	C. Vales

Suggested PCB Layout



Notes: 1. Taper RF Line to match board geometry for a 50 ohm line

-  2. Denotes Copper on Mother Board (SMOBC)
-  3. Denotes No Mask



Product Control:

Crystek Part Number:	CVCO33CX-2500-2500	Release Date:	09-Feb-2017
Revision Level:	D	Responsible:	C. Vales