



PERFORMANCE SPECIFICATION	MIN	TYP	MAX	UNITS
Lower Frequency:			2400	MHz
Upper Frequency:	2500			MHz
Tuning Voltage:	0.5		4.5	VDC
Supply Voltage:	4.75	5.0	5.25	VDC
Output Power:	-3.0	0	+3.0	dBm
Supply Current:			25	mA
Harmonic Suppression (2 nd Harmonic):		-15		dBc
Pushing:		1.0	2.0	MHz/V
Pulling, all Phases:		11.0	13.0	MHz pk-pk
Tuning Sensitivity:		55		MHz/V
Phase Noise @ 10kHz offset:		-101		dBc/Hz
Phase Noise @ 100kHz offset:		-120		dBc/Hz
Load Impedance:		50		Ω
Input Capacitance:			15	pF
Operating Temperature Range:	-40		+85	$^{\circ}$ C
Storage Temperature Range:	-45		+90	$^{\circ}$ C

Special Features:

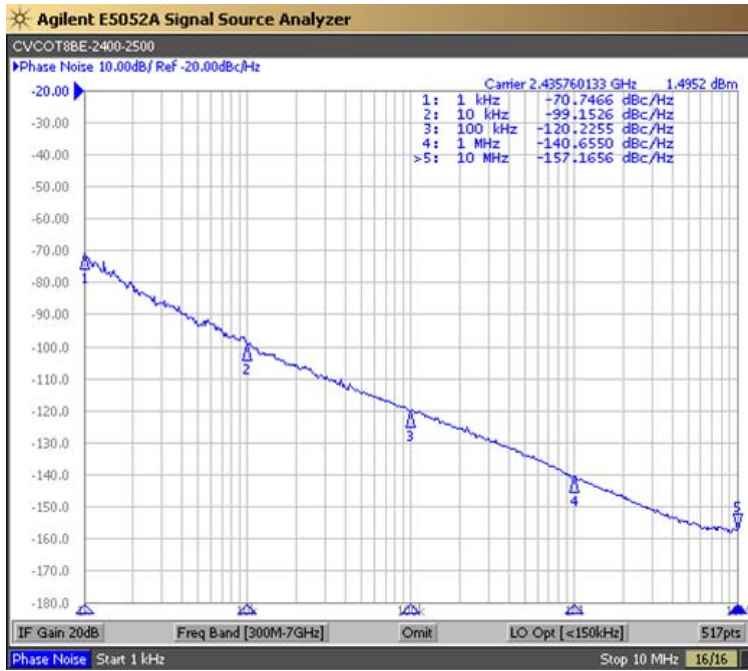
- No Internal Wire Bonds
- Resistance Welded for Hermetic Seal
- Low Phase Noise
- Gold Plated Pins



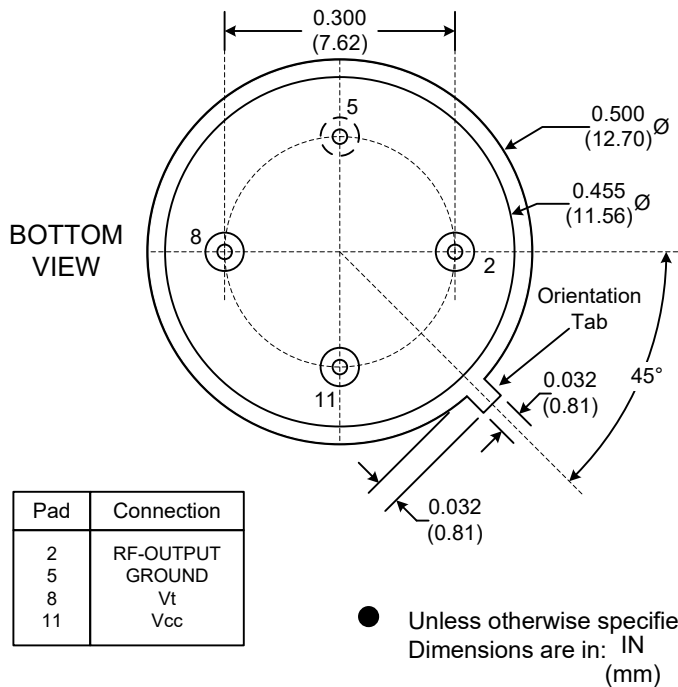
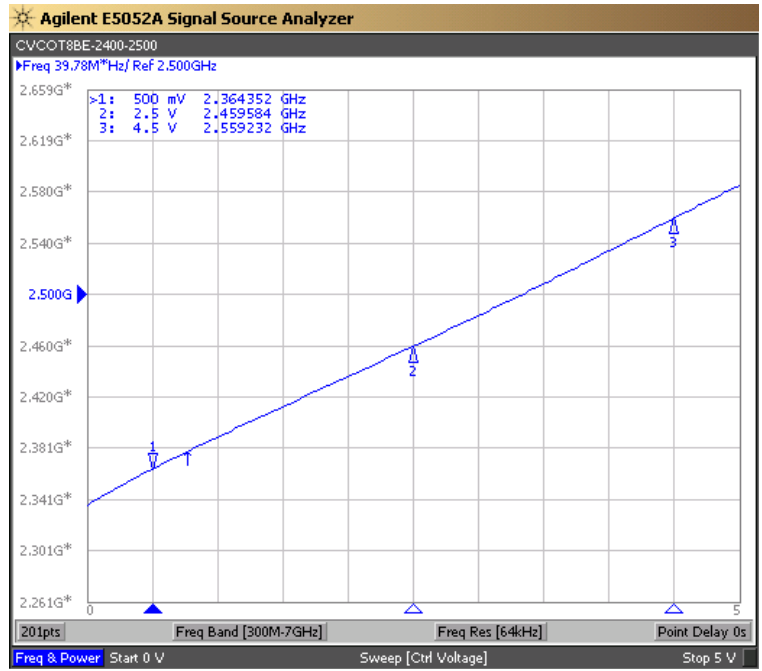
Product Control:			
Crystek Part Number:	CVCOT8BE-2400-2500	Release Date:	16-Aug-2019
Revision Level:	D	Responsible:	C. Vales



Phase Noise (1 Hz BW, Typical)

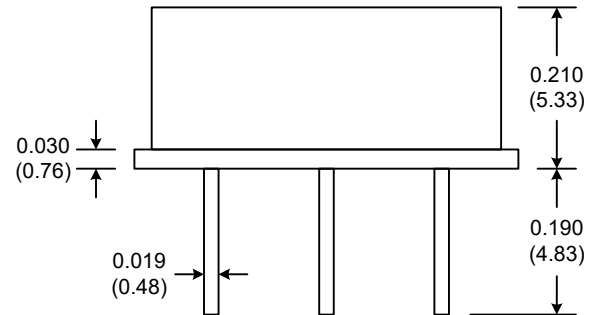


Tuning Curve (Typical)



Pad	Connection
2	RF-OUTPUT
5	GROUND
8	Vt
11	Vcc

- Unless otherwise specified, Dimensions are in: IN (mm)
- Orientation determined by tab, not by marking



Product Control:

Crystek Part Number:	CVCOT8BE-2400-2500	Release Date:	16-Aug-2019
Revision Level:	D	Responsible:	C. Vales

Crystek Corporation reserves the right to make changes to its products and/or information contained herein without notice. No liability is assumed as a result of its use or application.