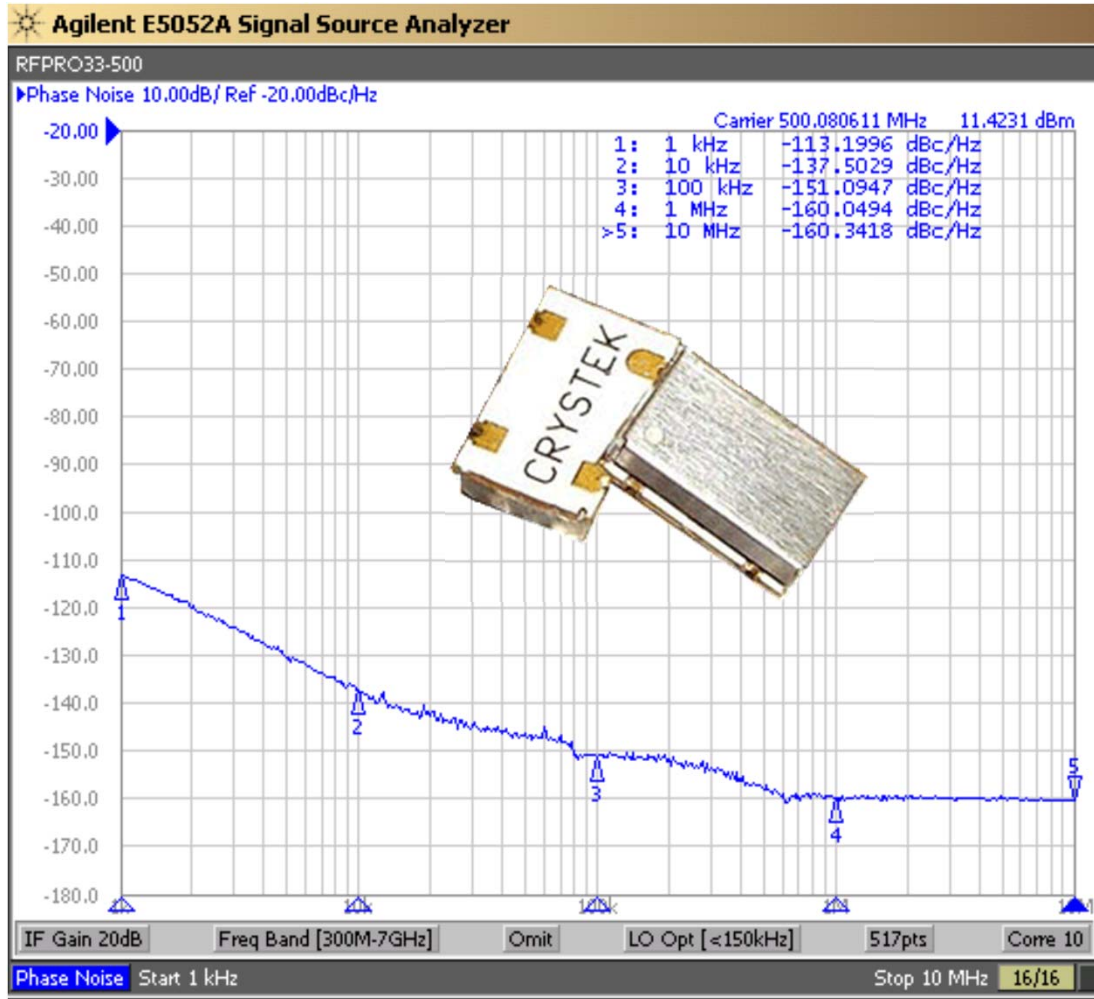


CCS575S Model
5×7.5 mm SMD, 3.3V, True Sinewave



Model CCS575S is a True Sinewave SAW(surface acoustic wave) based Clock Oscillator. It is an ideal choice for applications requiring Low Phase Noise and Jitter source.

It is housed in the industry standard 5×7.5×2.5mm SMD package.

Rev: L
Date: 25-May-2023
Page 1 of 2

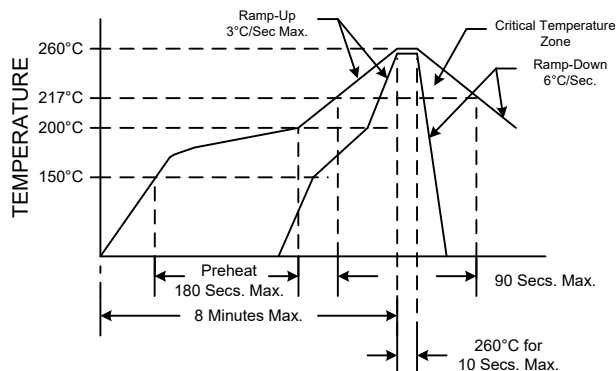
CCS575S Model 5x7.5 mm SMD, 3.3V, True Sinewave



Performance Specification	MIN	TYP	MAX	UNITS
Nominal Frequency: <i>Customer Specified</i>	315		1000	MHz
Frequency Stability:	-150		+150	ppm
Output Phase Noise:				
@1kHz Offset		-113		dBc/Hz
@10kHz Offset		-137		dBc/Hz
@100kHz Offset		-151		dBc/Hz
@1MHz Offset		-160		dBc/Hz
@10MHz Offset		-160		dBc/Hz
Jitter: 12kHz-20MHz			1	pS, RMS
2 nd Harmonic		-14	-7	dBc
Sub-Harmonics		none		dBc
Output Power into 50 Ω Load:	+7			dBm
Supply Voltage:	3.15	3.30	3.45	V
Supply Current, I _{cc} :		20	30	mA
Start-Up Time:		2	10	mSec
Operating Temperature:	-20		+70	°C
Storage Temperature:	-45		+90	°C

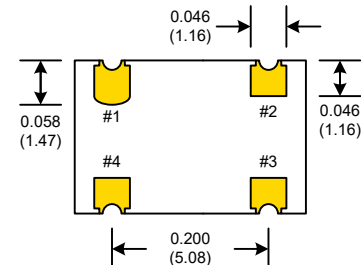
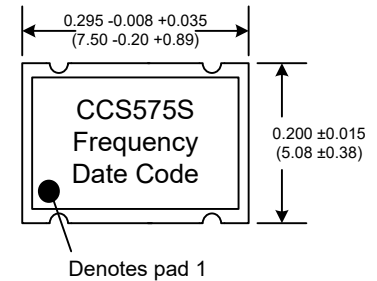
Parameter	Conditions
Mechanical Shock	MIL-STD-883, Method 2002
Mechanical Vibration	MIL-STD-883, Method 2007
Solderability	MIL-STD-883, Method 2003
Resistance to Solvents	MIL-STD-883, Method 2015

RECOMMENDED REFLOW SOLDERING PROFILE



NOTE: Reflow Profile with 240°C peak also acceptable.

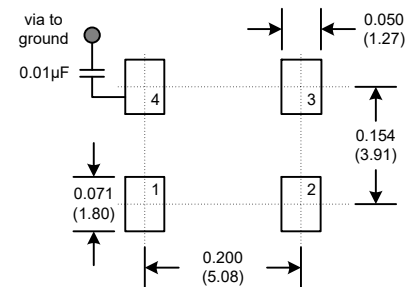
Crystek Corporation reserves the right to make changes to its products and/or information contained herein without notice.
No liability is assumed as a result of its use or application.



PAD FINISH: Immersion Gold (ENIG); 5 micro inches maximum

PIN	Connection
1	N/C
2	GND
3	Output
4	V _{cc}

SUGGESTED PAD LAYOUT



Rev: L
Date: 25-May-2023
Page 2 of 2