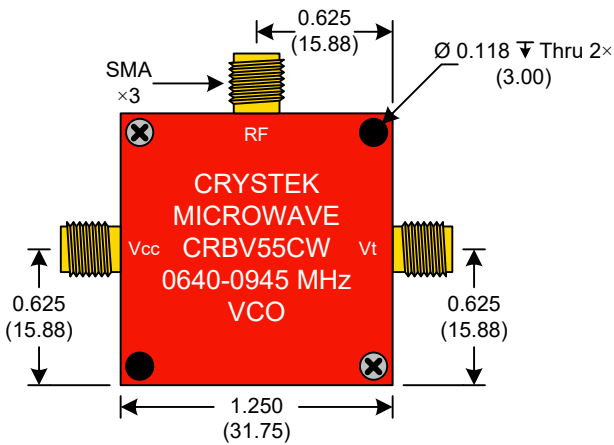


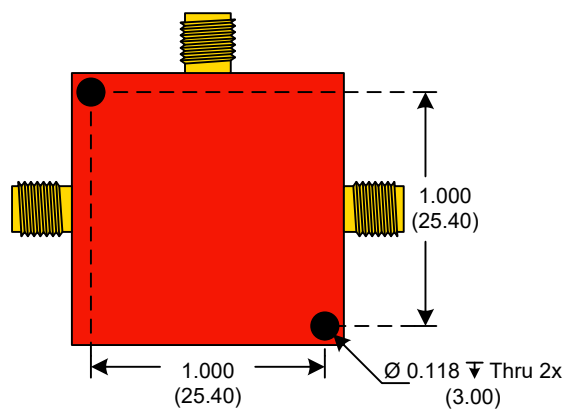


PERFORMANCE SPECIFICATION	MIN	TYP	MAX	UNITS
Lower Frequency:			640	MHz
Upper Frequency:	945			MHz
Tuning Voltage:	0		9.0	VDC
Supply Voltage:	4.75	5.0	5.25	VDC
Output Power:	+3.0	+6.0	+9.0	dBm
Supply Current:		15	25	mA
Harmonic Suppression (2 nd Harmonic)		-10	-5	dBc
Pushing:		2.5	4.0	MHz/V
Pulling, all Phases:		2.5	4.0	MHz pk-pk
Tuning Sensitivity:		60		MHz/V
Phase Noise @ 10kHz offset:		-100		dBc/Hz
Phase Noise @ 100kHz offset:			-120	dBc/Hz
Load Impedance:		50		Ω
Input Capacitance:			330	pF
Operating Temperature Range:	-40		+85	$^{\circ}\text{C}$
Storage Temperature Range:	-45		+90	$^{\circ}\text{C}$

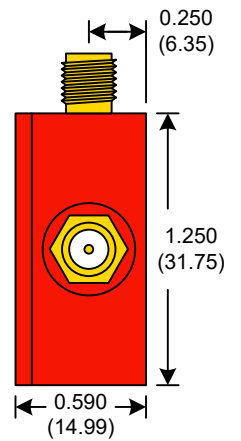
FRONT



BACK



SIDE



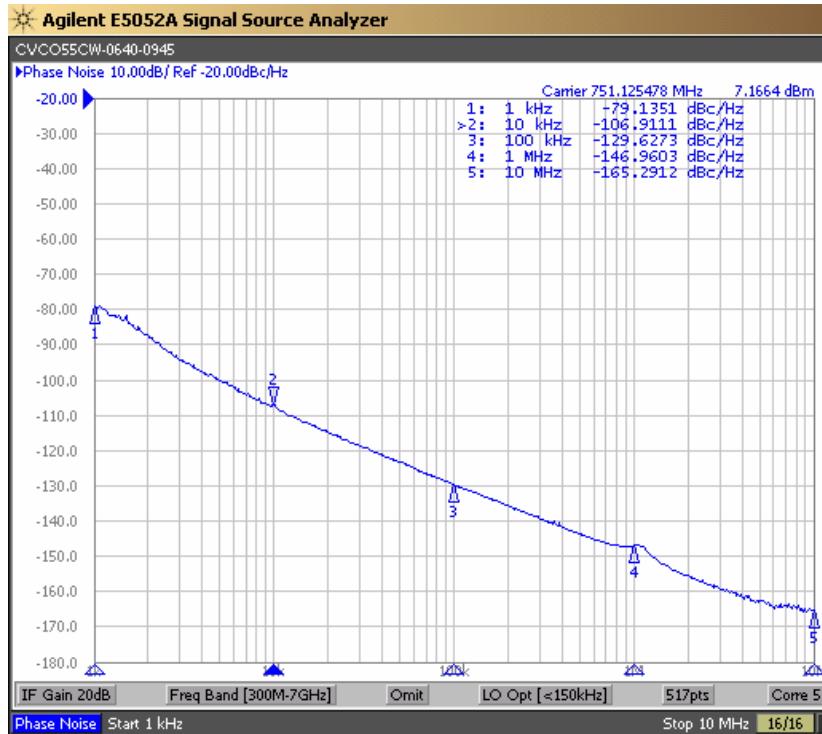
● Unless otherwise specified, Dimensions are in: $\frac{\text{IN}}{(\text{mm})}$

Product Control:

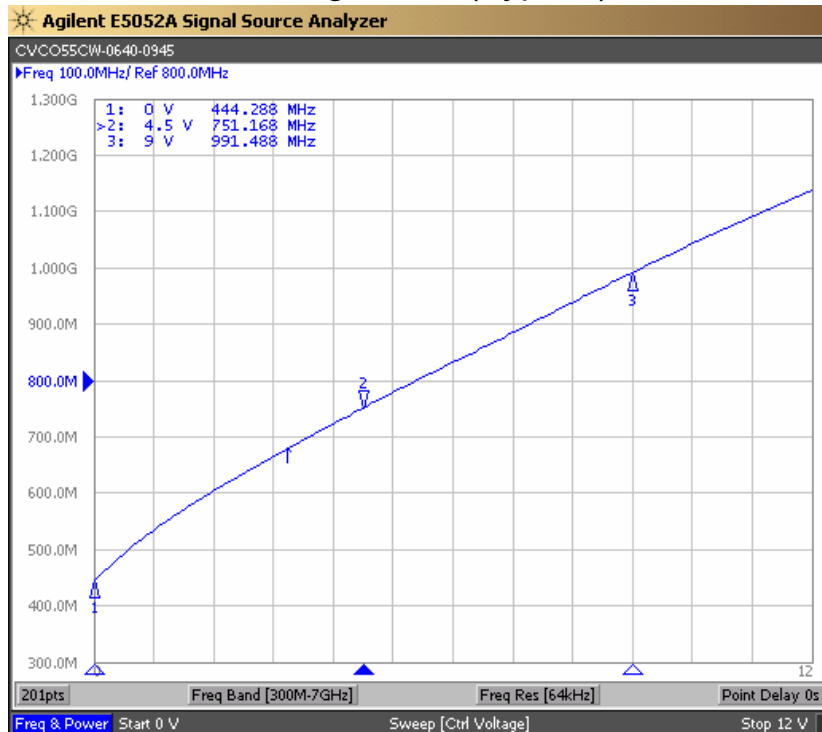
Crystek Part Number:	CRBV55CW-0640-0945	Release Date:	10-Jun-2020
Revision Level:	F	Responsible:	C. Vales



Phase Noise (1 Hz BW, Typical)



Tuning Curve (Typical)



Product Control:

Crystek Part Number:	CRBV55CW-0640-0945	Release Date:	10-Jun-2020
Revision Level:	F	Responsible:	C. Vales

Crystek Corporation reserves the right to make changes to its products and/or information contained herein without notice. No liability is assumed as a result of its use or application.