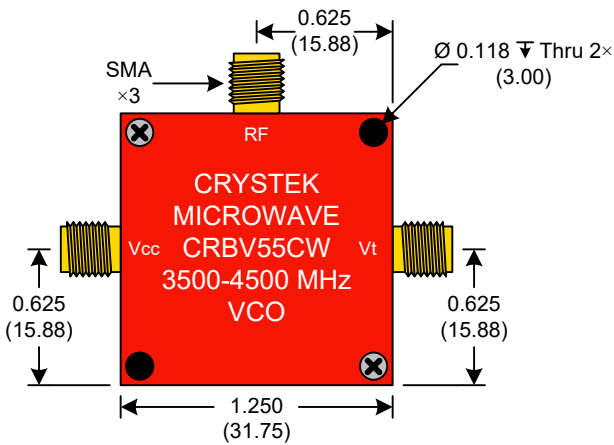


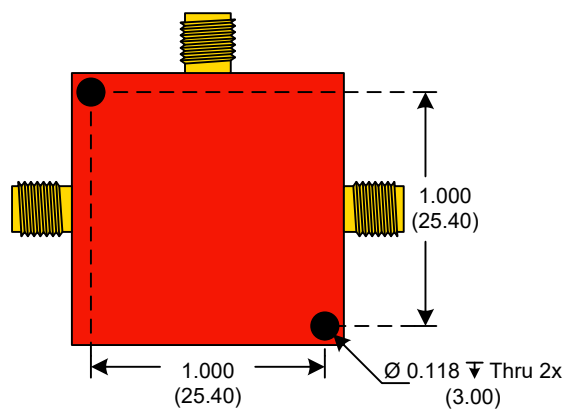


PERFORMANCE SPECIFICATION	MIN	TYP	MAX	UNITS
Lower Frequency:			3500	MHz
Upper Frequency:	4500			MHz
Tuning Voltage:	0.5		14.0	VDC
Supply Voltage:	4.75	5.0	5.25	VDC
Output Power:	0	+3.0	+6.0	dBm
Supply Current:		30		mA
Harmonic Suppression (2 <sup>nd</sup> Harmonic)		-15	-10	dBc
Pushing:		5.0		MHz/V
Pulling, all Phases:		20.0		MHz pk-pk
Tuning Sensitivity:		90		MHz/V
Phase Noise @ 10kHz offset:		-80		dBc/Hz
Phase Noise @ 100kHz offset:		-100		dBc/Hz
Load Impedance:		50		$\Omega$
Input Capacitance:			27	pF
Operating Temperature Range:	-40		+85	$^{\circ}\text{C}$
Storage Temperature Range:	-45		+90	$^{\circ}\text{C}$

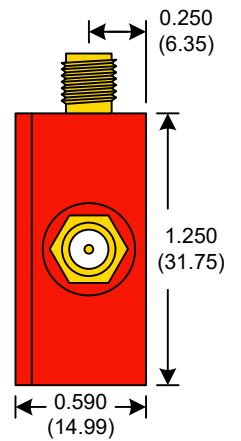
FRONT



BACK



SIDE



● Unless otherwise specified, Dimensions are in:  $\frac{\text{IN}}{\text{(mm)}}$



Proper ESD precautions should be taken to avoid performance degradation or loss of functionality.

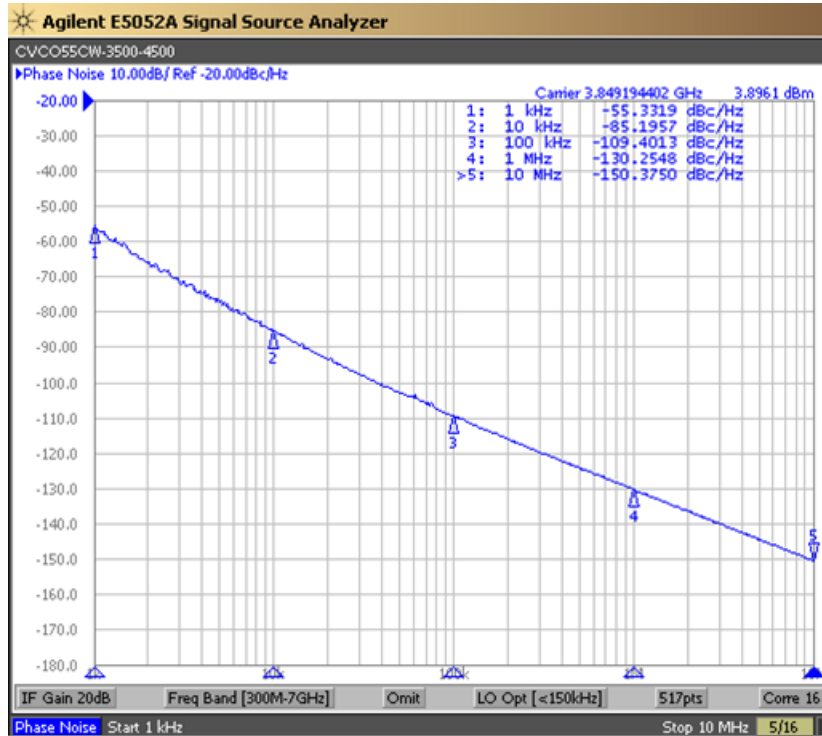
**Product Control:**

Crystek Part Number:	CRBV55CW-3500-4500	Release Date:	17-May-2023
Revision Level:	C	Responsible:	C. Vales

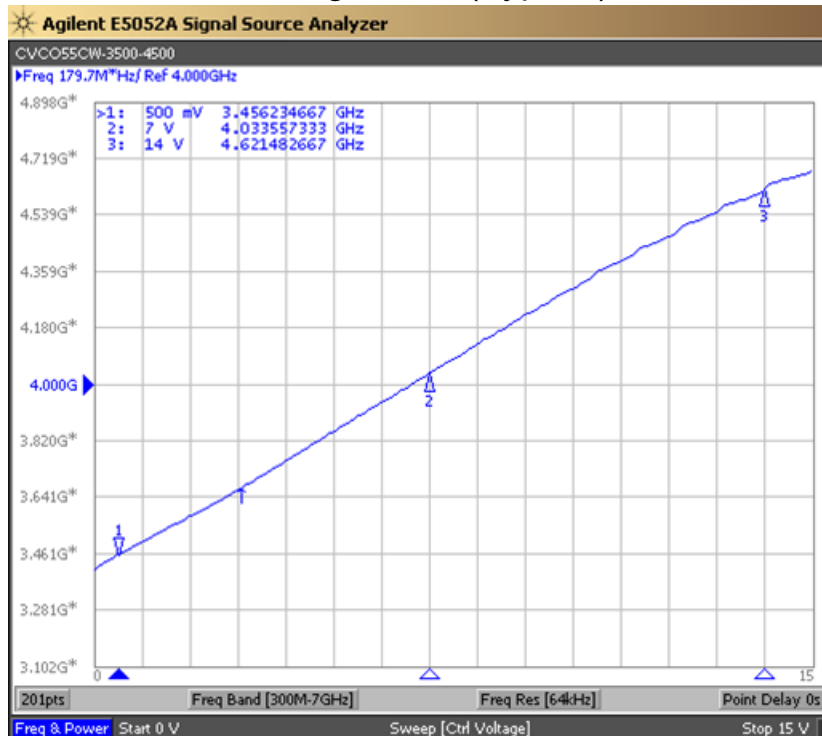




Phase Noise (1 Hz BW, Typical)



Tuning Curve (Typical)



**Product Control:**

Crystek Part Number:	CRBV55CW-3500-4500	Release Date:	17-May-2023
Revision Level:	C	Responsible:	C. Vales

Crystek Corporation reserves the right to make changes to its products and/or information contained herein without notice. No liability is assumed as a result of its use or application.

