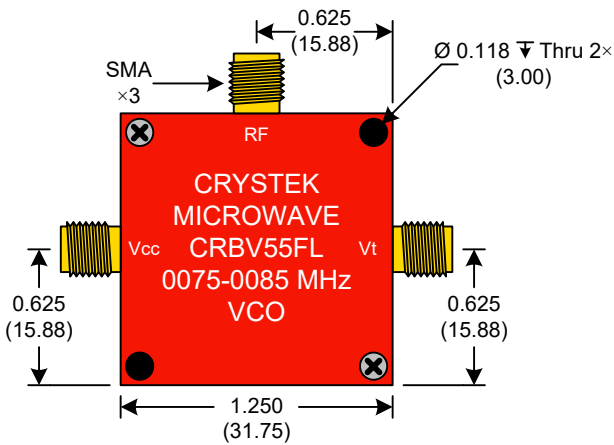


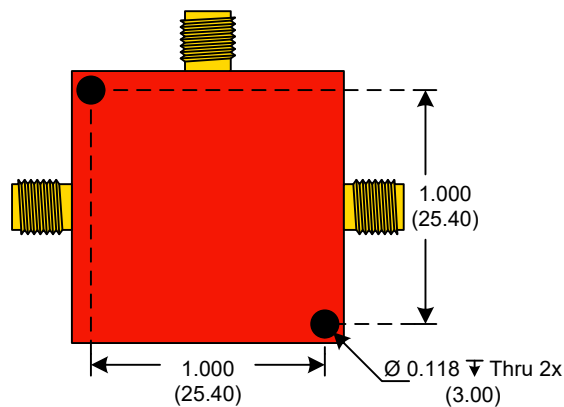


PERFORMANCE SPECIFICATION	MIN	TYP	MAX	UNITS
Lower Frequency:			75	MHz
Upper Frequency:	85			MHz
Tuning Voltage:	0.5		4.5	VDC
Supply Voltage:	4.75	5.0	5.25	VDC
Output Power:	+7.0	+9.0	+11.0	dBm
Supply Current:			25	mA
Harmonic Suppression (2 <sup>nd</sup> Harmonic)		-6		dBc
Pushing:		0.5	1.0	MHz/V
Pulling, all Phases:		0.5	1.0	MHz pk-pk
Tuning Sensitivity:		5		MHz/V
Phase Noise @ 10kHz offset:		-123	-120	dBc/Hz
Phase Noise @ 100kHz offset:		-144	-141	dBc/Hz
Load Impedance:		50		$\Omega$
Input Capacitance:			330	pF
Operating Temperature Range:	-40		+85	$^{\circ}\text{C}$
Storage Temperature Range:	-45		+90	$^{\circ}\text{C}$

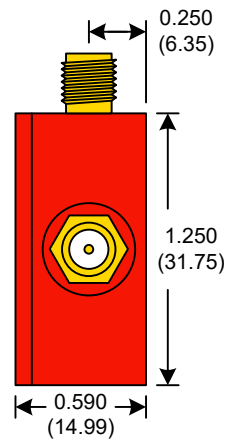
FRONT



BACK



SIDE



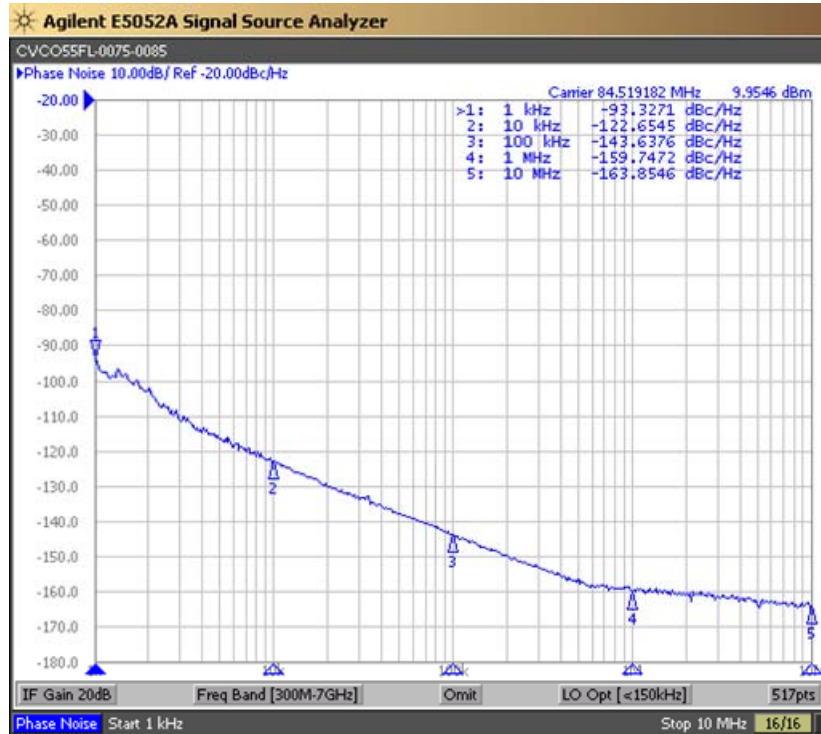
● Unless otherwise specified, Dimensions are in:  $\frac{\text{IN}}{(\text{mm})}$

**Product Control:**

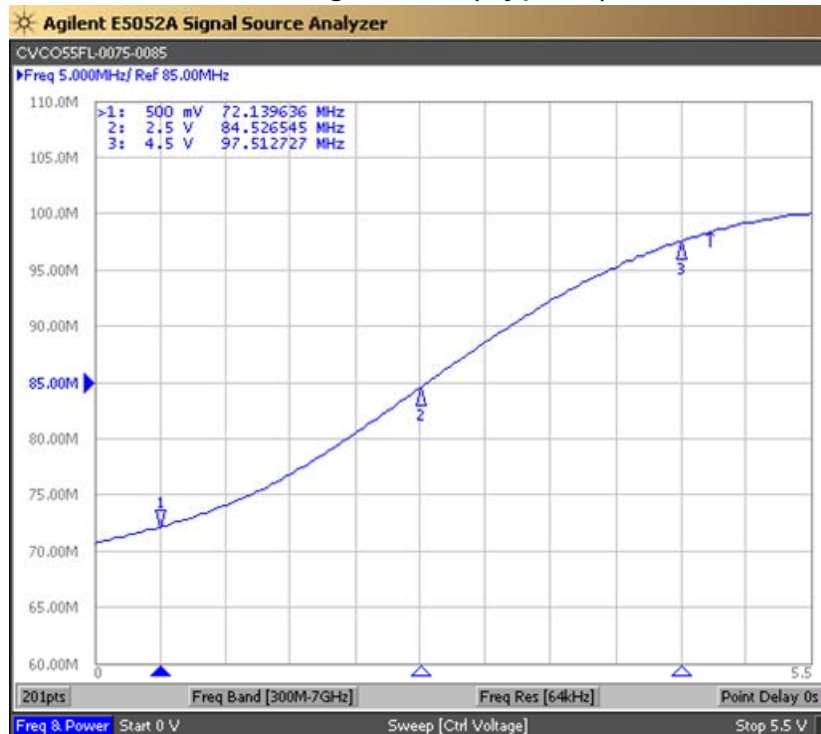
Crystek Part Number:	CRBV55FL-0075-0085	Release Date:	30-Sep-2021
Revision Level:	F	Responsible:	C. Vales



Phase Noise (1 Hz BW, Typical)



Tuning Curve (Typical)



**Product Control:**

Crystek Part Number:	CRBV55FL-0075-0085	Release Date:	30-Sep-2021
Revision Level:	F	Responsible:	C. Vales

Crystek Corporation reserves the right to make changes to its products and/or information contained herein without notice. No liability is assumed as a result of its use or application.

