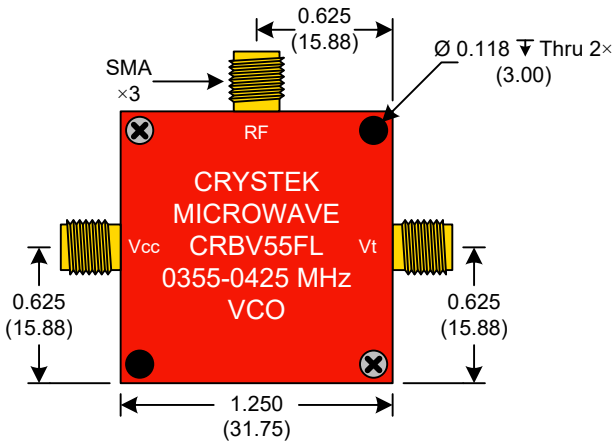


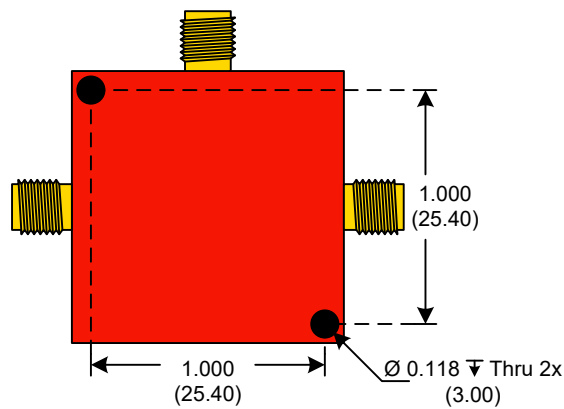


PERFORMANCE SPECIFICATION	MIN	TYP	MAX	UNITS
Lower Frequency:			355	MHz
Upper Frequency:	425			MHz
Tuning Voltage:	0.3		4.7	VDC
Supply Voltage:	4.75	5.0	5.25	VDC
Output Power:	+2.0	+5.0	+8.0	dBm
Supply Current:		20	30	mA
Harmonic Suppression (2 nd Harmonic)		-20	-15	dBc
Pushing:		0.5	0.8	MHz/V
Pulling, all Phases:		0.1	0.3	MHz pk-pk
Tuning Sensitivity:		32		MHz/V
Phase Noise @ 10kHz offset:		-113	-110	dBc/Hz
Phase Noise @ 100kHz offset:		-133	-131	dBc/Hz
Load Impedance:		50		Ω
Input Capacitance:			450	pF
Operating Temperature Range:	-30		+85	$^{\circ}$ C
Storage Temperature Range:	-45		+90	$^{\circ}$ C

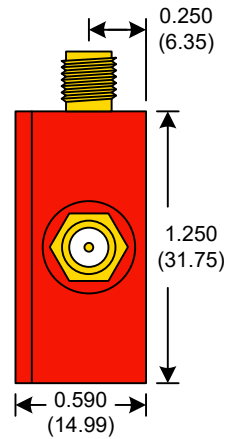
FRONT



BACK



SIDE



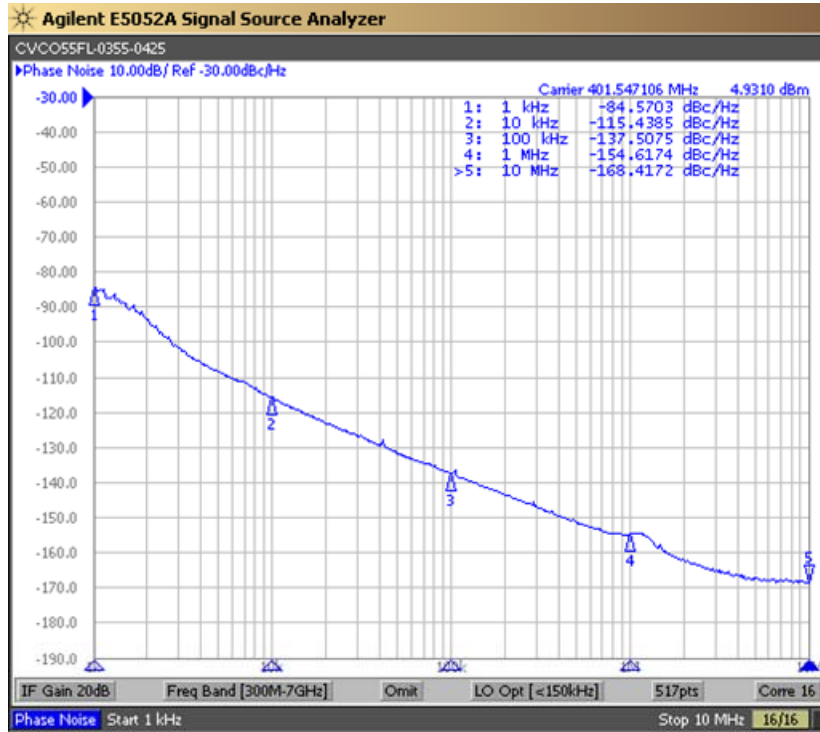
● Unless otherwise specified, Dimensions are in: $\frac{IN}{(mm)}$

Product Control:

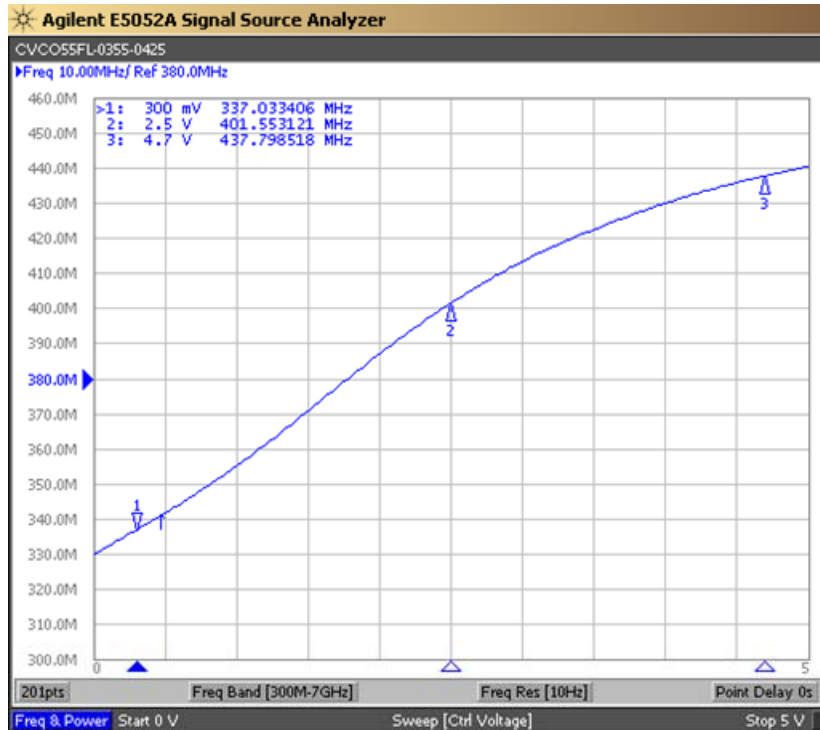
Crystek Part Number:	CRBV55FL-0355-0425	Release Date:	17-Dec-2021
Revision Level:	C	Responsible:	C. Vales



Phase Noise (1 Hz BW, Typical)



Tuning Curve (Typical)



Product Control:

Crystek Part Number:	CRBV55FL-0355-0425	Release Date:	17-Dec-2021
Revision Level:	C	Responsible:	C. Vales

Crystek Corporation reserves the right to make changes to its products and/or information contained herein without notice. No liability is assumed as a result of its use or application.