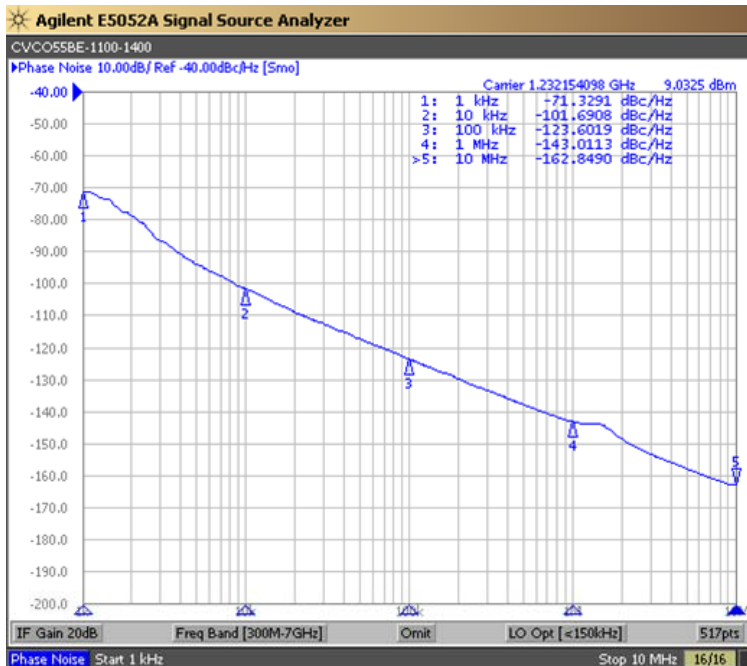


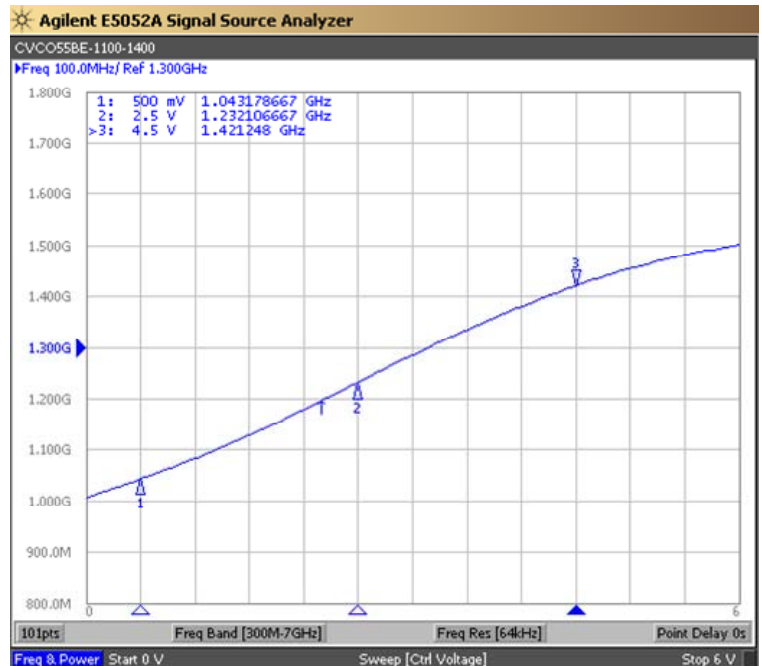


PERFORMANCE SPECIFICATION	MIN	TYP	MAX	UNITS
Lower Frequency:			1100	MHz
Upper Frequency:	1400			MHz
Tuning Voltage:	0.5		4.5	VDC
Supply Voltage:	4.75	5.0	5.25	VDC
Output Power:	+4.0	+5.0	+9.0	dBm
Supply Current:		20		mA
Harmonic Suppression (2 nd Harmonic):		-10		dBc
Pushing:			3.0	MHz/V
Pulling, all Phases:			13.0	MHz pk-pk
Tuning Sensitivity:		130		MHz/V
Phase Noise @ 10kHz offset:		-95		dBc/Hz
Load Impedance:		50		Ω
Input Capacitance:			75	pF
Operating Temperature Range:	-40		+85	$^{\circ}\text{C}$
Storage Temperature Range:	-45		+90	$^{\circ}\text{C}$

Phase Noise (1 Hz BW, Typical)

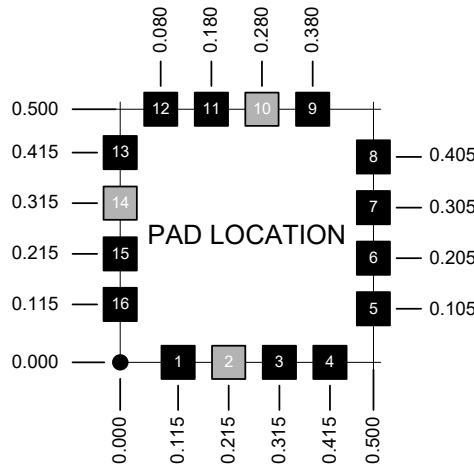
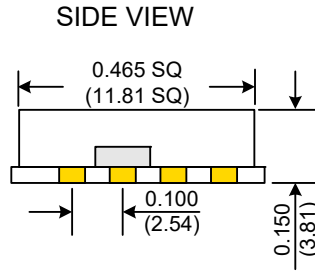
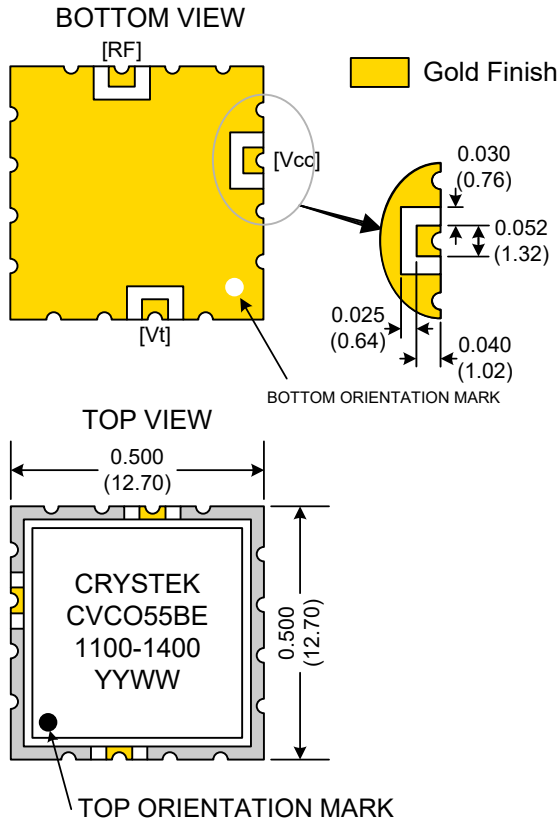


Tuning Curve (Typical)



Product Control:

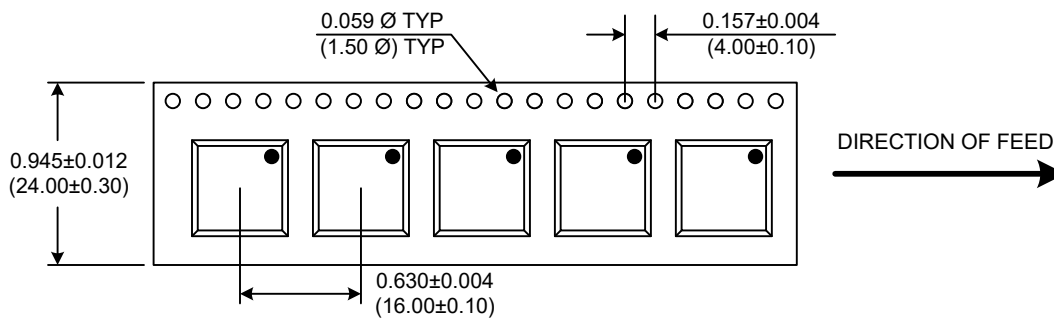
Crystek Part Number:	CVCO55BE-1100-1400	Release Date:	16-Nov-2022
Revision Level:	D	Responsible:	C. Vales



Pad	Connection
2	Vt
10	RF-OUTPUT
14	Vcc
Others	GROUND

- Unless otherwise specified, Dimensions are in: $\frac{IN}{(mm)}$
- Pad Location Dimensions are in: Inches

TAPE AND REEL



Drawing not to scale

Product Control:

Crystek Part Number:	CVCO55BE-1100-1400	Release Date:	16-Nov-2022
Revision Level:	D	Responsible:	C. Vales

Crystek Corporation reserves the right to make changes to its products and/or information contained herein without notice. No liability is assumed as a result of its use or application.