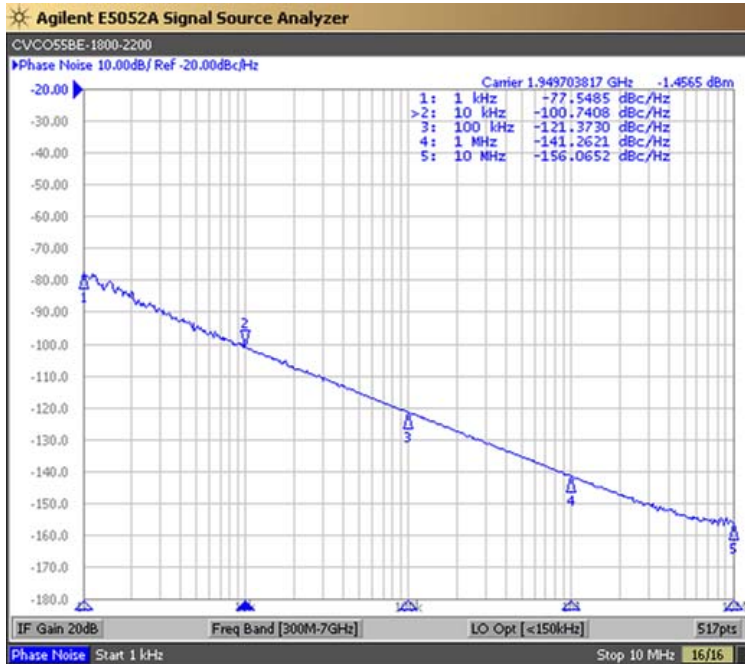


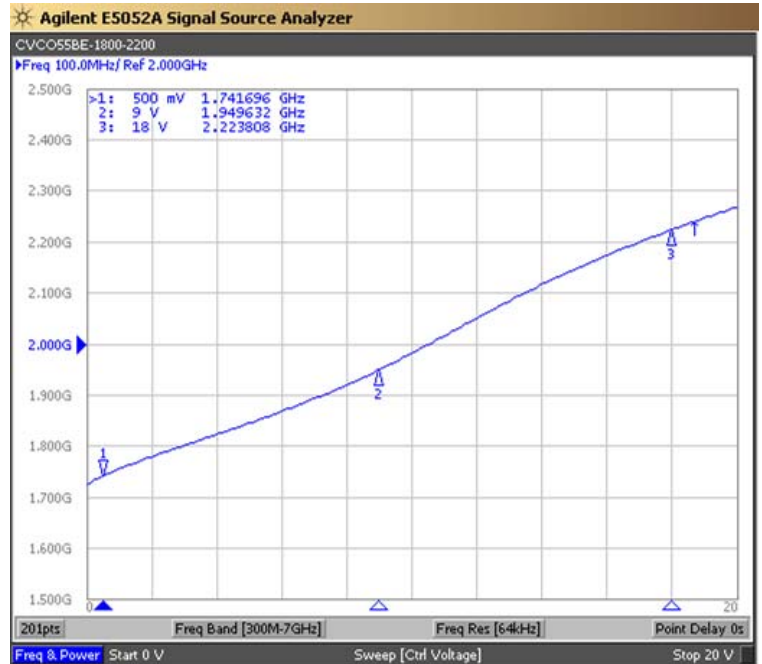


PERFORMANCE SPECIFICATION	MIN	TYP	MAX	UNITS
Lower Frequency:			1800	MHz
Upper Frequency:	2200			MHz
Tuning Voltage:	0.5		18	VDC
Supply Voltage:	9.5	10.0	10.5	VDC
Output Power:	-6.0	-3.0	0	dBm
Supply Current:		15	25	mA
Harmonic Suppression (2 nd Harmonic):		-10		dBc
Pushing:		1.0	3.0	MHz/V
Pulling, all Phases:		4.0	6.0	MHz pk-pk
Tuning Sensitivity:		57		MHz/V
Phase Noise @ 10kHz offset:		-100	-95	dBc/Hz
Phase Noise @ 100kHz offset:		-116		dBc/Hz
Load Impedance:		50		Ω
Input Capacitance:			50	pF
Operating Temperature Range:	-40		+85	$^{\circ}$ C
Storage Temperature Range:	-45		+90	$^{\circ}$ C

Phase Noise (1 Hz BW, Typical)



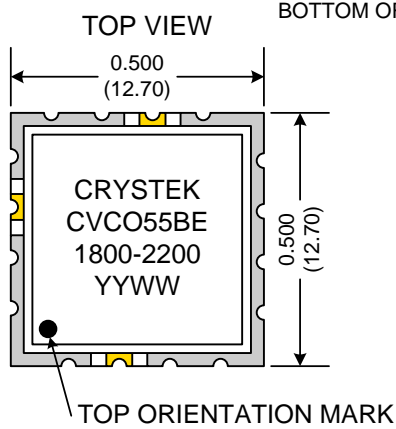
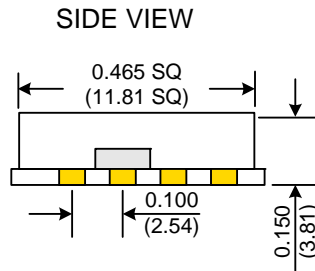
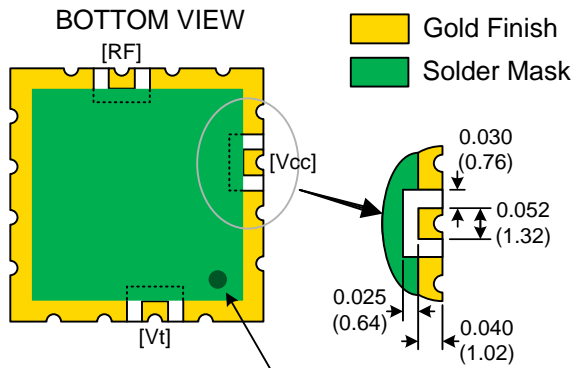
Tuning Curve (Typical)



Product Control:

Crystek Part Number:	CVCO55BE-1800-2200	Release Date:	15-May-2014
Revision Level:	E	Responsible:	C. Vales





BOTTOM ORIENTATION MARK



Pad	Connection
2	Vt
10	RF-OUTPUT
14	Vcc
Others	GROUND

- Unless otherwise specified, Dimensions are in: $\frac{IN}{(mm)}$
- Pad Location Dimensions are in: Inches

TAPE AND REEL



Drawing not to scale

Product Control:

Crystek Part Number:	CVCO55BE-1800-2200	Release Date:	15-May-2014
Revision Level:	E	Responsible:	C. Vales

Specification is subject to change without notice