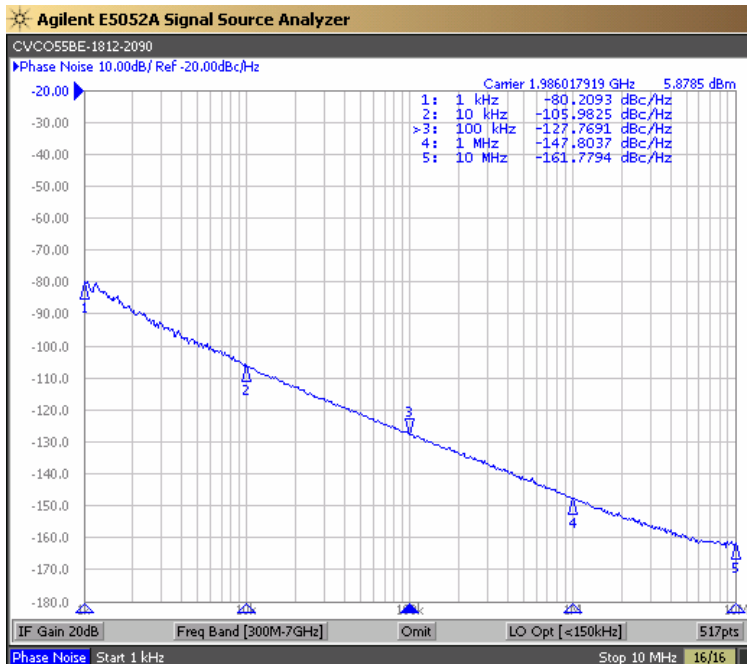


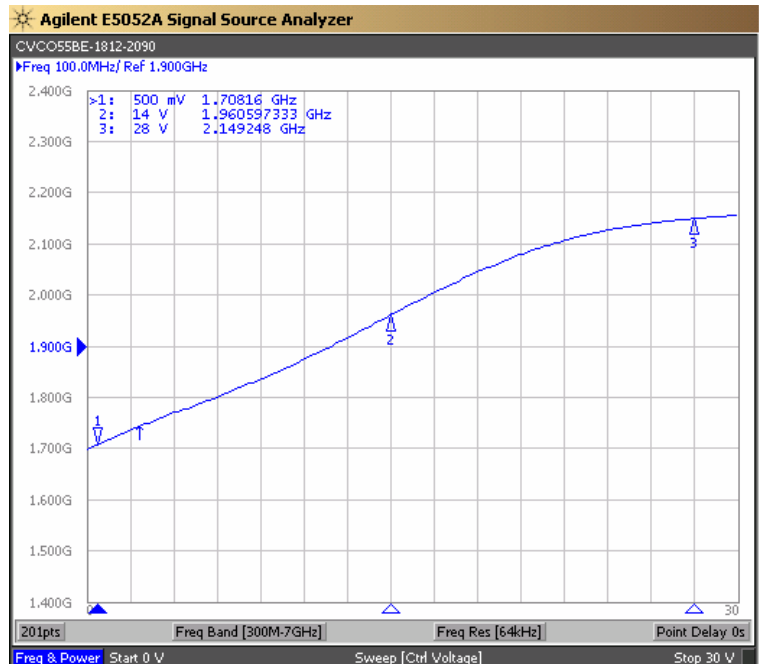


PERFORMANCE SPECIFICATION	MIN	TYP	MAX	UNITS
Lower Frequency:			1812	MHz
Upper Frequency:	2090			MHz
Tuning Voltage:	0.5		28.0	VDC
Supply Voltage:	7.6	8.0	8.4	VDC
Output Power:	0	+3.0	+6.0	dBm
Supply Current:		25	35	mA
Harmonic Suppression (2 nd Harmonic):	-10	-5	0	dBc
Pushing:		1.5	3.0	MHz/V
Pulling, all Phases:		3.0	5.0	MHz pk-pk
Tuning Sensitivity:		20		MHz/V
Phase Noise @ 10kHz offset:		-106	-104	dBc/Hz
Phase Noise @ 100kHz offset:		-129	-127	dBc/Hz
Load Impedance:		50		Ω
Input Capacitance:			30	pF
Operating Temperature Range:	-40		+85	$^{\circ}$ C
Storage Temperature Range:	-45		+90	$^{\circ}$ C

Phase Noise (1 Hz BW, Typical)

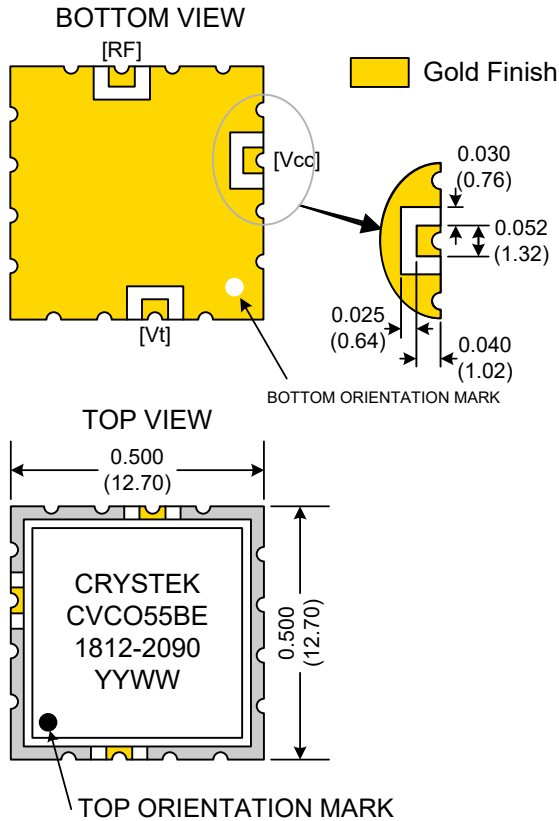


Tuning Curve (Typical)



Product Control:

Crystek Part Number:	CVCO55BE-1812-2090	Release Date:	30-Jun-2022
Revision Level:	E	Responsible:	C. Vales



Pad	Connection
2	Vt
10	RF-OUTPUT
14	Vcc
Others	GROUND

- Unless otherwise specified, Dimensions are in: $\frac{IN}{(mm)}$
- Pad Location Dimensions are in: Inches

TAPE AND REEL



Drawing not to scale

Product Control:

Crystek Part Number:	CVCO55BE-1812-2090	Release Date:	30-Jun-2022
Revision Level:	E	Responsible:	C. Vales

Crystek Corporation reserves the right to make changes to its products and/or information contained herein without notice. No liability is assumed as a result of its use or application.