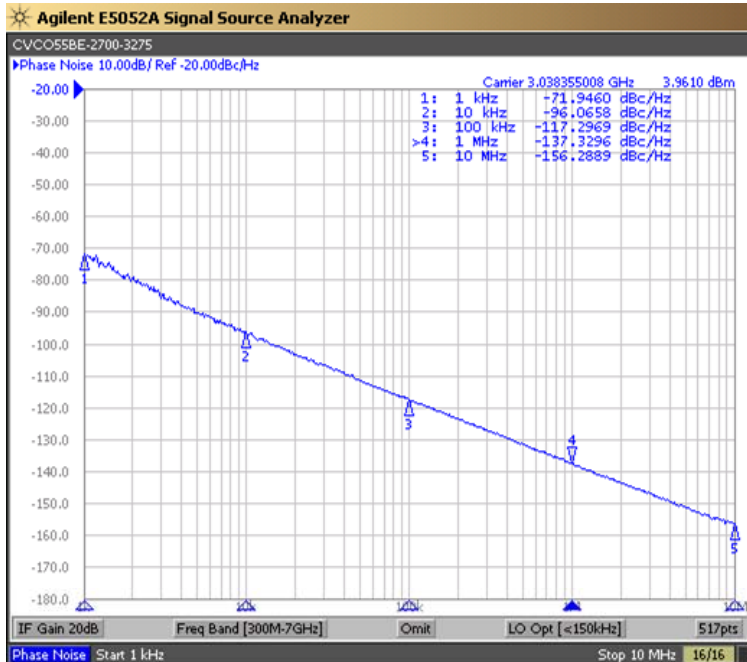
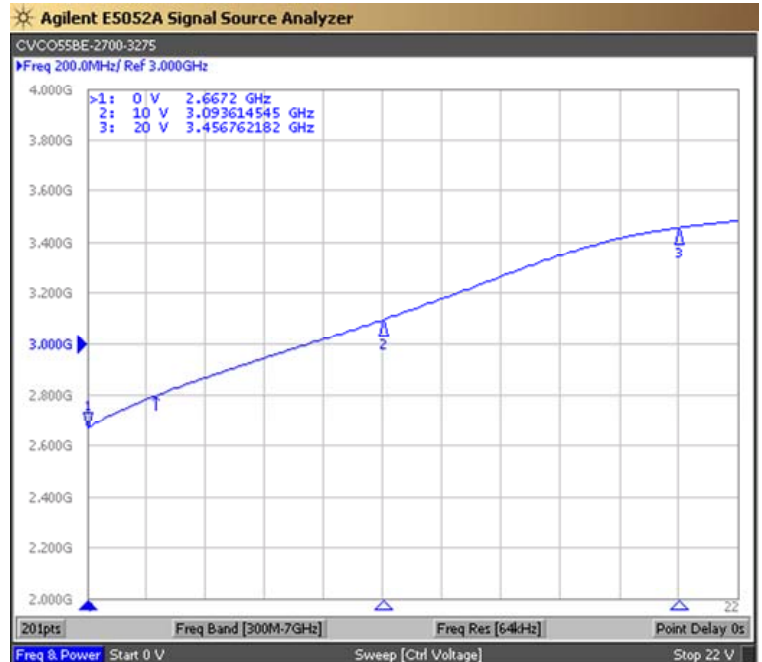


PERFORMANCE SPECIFICATION	MIN	TYP	MAX	UNITS
Lower Frequency:			2700	MHz
Upper Frequency:	3275			MHz
Tuning Voltage:	0		20.0	VDC
Supply Voltage:	4.75	5.0	5.25	VDC
Output Power:	-1.0	+2.0	+5.0	dBm
Supply Current:		25		mA
Harmonic Suppression (2 <sup>nd</sup> Harmonic):		-22	-15	dBc
Pushing:		2.0	4.0	MHz/V
Pulling, all Phases:		6.0	12.0	MHz pk-pk
Tuning Sensitivity:		75		MHz/V
Phase Noise @ 10kHz offset:		-96	-92	dBc/Hz
Phase Noise @ 100kHz offset:		-117	-113	dBc/Hz
Load Impedance:		50		$\Omega$
Input Capacitance:			30	pF
Operating Temperature Range:	-40		+85	$^{\circ}$ C
Storage Temperature Range:	-45		+90	$^{\circ}$ C

Phase Noise (1 Hz BW, Typical)



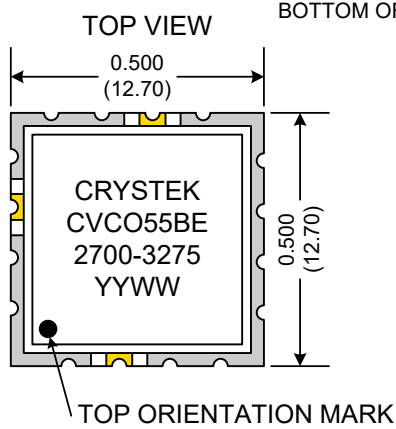
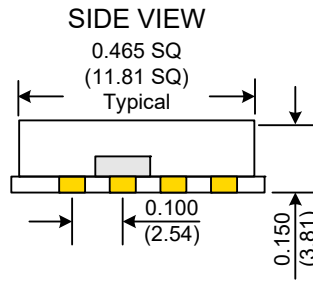
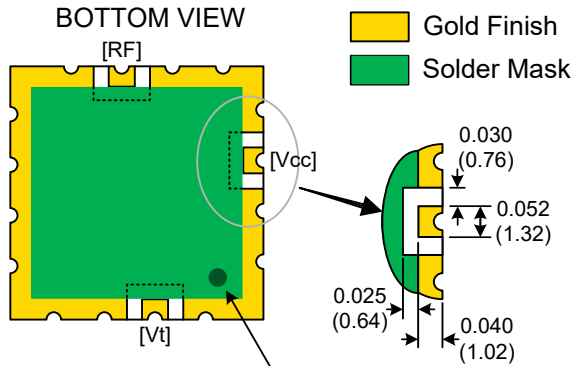
Tuning Curve (Typical)



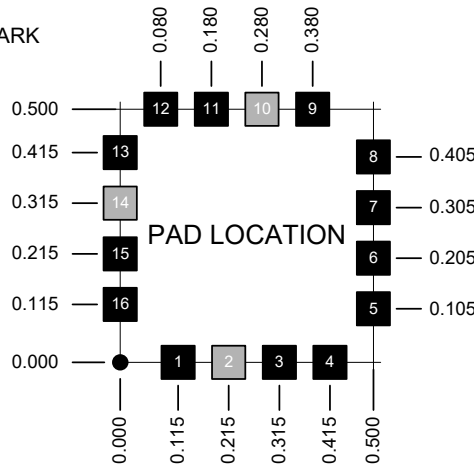
**Product Control:**

Crystek Part Number:	CVCO55BE-2700-3275	Release Date:	28-Sep-2020
Revision Level:	H	Responsible:	C. Vales





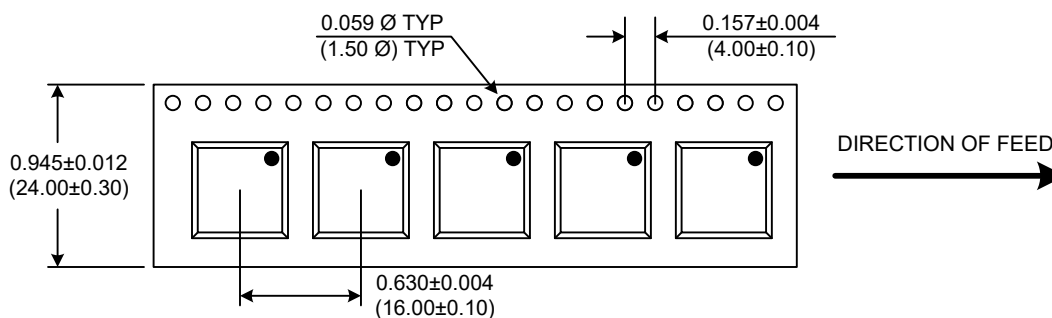
**BOTTOM ORIENTATION MARK**



Pad	Connection
2	Vt
10	RF-OUTPUT
14	Vcc
Others	GROUND

- Unless otherwise specified, Dimensions are in:  $\frac{IN}{(mm)}$
- Pad Location Dimensions are in: Inches

**TAPE AND REEL**



Drawing not to scale

**Product Control:**

Crystek Part Number:	CVCO55BE-2700-3275	Release Date:	28-Sep-2020
Revision Level:	H	Responsible:	C. Vales

Crystek Corporation reserves the right to make changes to its products and/or information contained herein without notice. No liability is assumed as a result of its use or application.